

# LR6130D

## 30W LED PAR38 Lamp

### Specifications/Features

#### Lamp

Energy efficient, 30W PAR38 LED lamp designed to last 25,000 hours  
Color management system maintains color consistency over time and temperature  
Correlated Color Temperature of 2700K, Color Rendering Index of 82  
Correlated Color Temperature of 3000K, Color Rendering Index of 82;  
High CRI of 95 available,  
Ultra Rich Color with 97 CRI available

Correlated Color Temperature of 3500K, Color Rendering Index of 82  
Correlated Color Temperature of 4000K, Color Rendering Index of 85

#### 20° Beam spread:

Lumen output = 2800 (93 Lm/W) Standard CRI, 2350 (78 Lm/W) High CRI lamp,  
2100 (70Lm/W) Ultra Rich Color lamp  
CBCP = 15,000 Standard CRI lamp, 12,500 High CRI lamp, 11,000 Ultra Rich Color Lamp

#### 40° Beam spread:

Lumen output = 3000 (100 Lm/W) Standard CRI, 2550 (85 Lm/W) High CRI lamp,  
2300 (77Lm/W) Ultra Rich Color lamp  
CBCP = 5,500 Standard CRI lamp, 4,650 High CRI lamp, 4,200 Ultra Rich Color lamp

Durable die-cast aluminum housing with tempered glass lens to protect the LEDs and reflector. Designed for use in most open, semi-enclosed and enclosed PAR38 light fixtures.  
Consult factory for specific luminaire compatibility  
Verify fit in fixtures that utilize the face of the lamp for mechanical attachment to ensure compatibility

#### Dimming

Dimmable to 10% with both forward/reverse phase dimming.  
For optimal performance, use forward/reverse phase dimmer specifically designed for LED lamps.  
Dimming performance may vary due to field conditions, including but not limited to, power quality, installation and wiring, and variations in dimmer production. Please reference the dimmer manufacturer's instructions for dimmer installation and further information.

#### Electrical

30W, 120V E26 base

#### Warranty

This complete fixture is covered by a full three (3) year replacement guarantee after date of purchase.

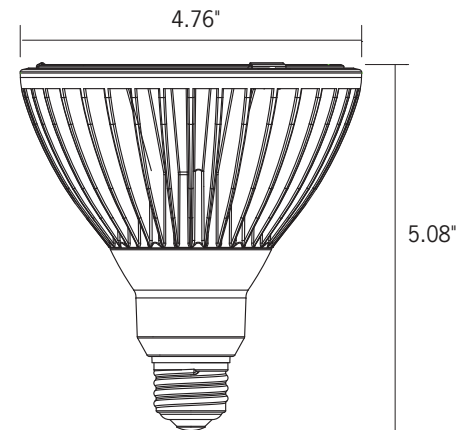
#### Listing

UL & cULus listed. Suitable for wet locations.  
RoHS compliant, contains no lead or mercury.  
Standard CRI and High CRI lamps are Energy Star Certified.

Catalog No. \_\_\_\_\_

Type \_\_\_\_\_

Project \_\_\_\_\_



# LR6130D

## 30W LED PAR38 Lamp

### Ordering Information

Example Order:

Standard Lamp

**LR6130DHR** - CRI80  
**LR6130DR9HR\*** - CRI95  
*\*High CRI lamps only available in 3000K*

Beam

**75M20D** - 20°  
**75M40D** - 40°

Base

**E26** - E26 Base

Color Temp

**2700K** - 2700K  
**3000K** - 3000K  
**3500K** - 3500K  
**4000K** - 4000K

Voltage

**120V**

Ultra Rich Color Lamp

**LR061300/DM/RU\*** - CRI97 Ultra Rich Color  
*\*Ultra Rich Color lamps only available in 3000K*

Beam

**NF** - 20°  
**FL** - 40°

Base

**E26** - E26 Base

Color Temp


**930** - 3000K

### Accessories

*One (1) Per Lamp Only*

**LA-37-S** - 3-3/4" Dia. Silver Egg Crate Louver

**LF20-(A, B, CL, DPE, G, LB, R, RO, Y, 73, LS, SL, UV)\*** - 3-3/4" Dia. Tempered Glass Lenses



\*Color/Pattern Legend: -A (Amber), -B (Blue), -CL (Clear), -DPE (Dichroic Peach), -G (Green), -LB (Light Blue), -R (Red), -RO (Rose), -Y (Yellow), -73 (Spread Lens), -LS (Linear Spread Lens), -SL (Soft Light), -UV (Optivex UV Filter)

# LR6130D

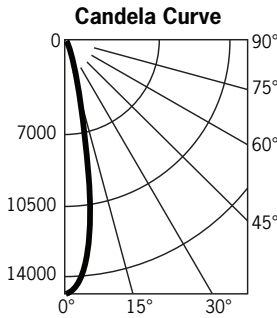
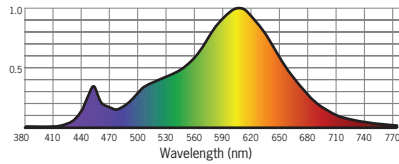
## 30W LED PAR38 Lamp

### Photometrics

#### LR6130DHR-75M20D-E26-2700K-120V

Designed for 25,000 Hour Lamp Life<sup>1</sup>

Light Output (Fixture Delivered Lumens): 3171  
 Total Watts@120V: 30  
 Lumens Per Watt: 105.7  
 Color Rendering Index (CRI)<sup>2</sup>: 82  
 Color Temperature (CCT)<sup>3</sup>: 2700K  
 Spectral Power Distribution Chart<sup>4</sup>



#### Candlepower Summary

FROM 0	CANDELA	LUMENS
0	14927	
5	12991	398
15	8079	1390
25	823	579
35	380	295
45	191	185
55	109	113
65	80	97
75	17	33
85	8	12
95	7	

#### Intensity Distribution

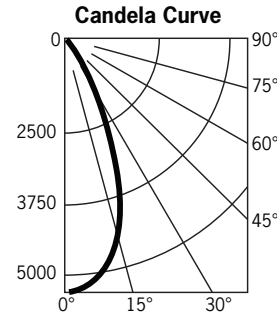
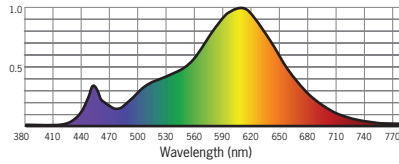
DISTANCE (FT.)	FOOTCANDLES (FC)	BEAM DIAMETER (FT.)
4'	933.3	1.5
6'	414.8	2.2
8'	233.3	3.0
10'	149.3	3.7
12'	103.7	4.5
14'	76.2	5.2

Beam Distribution: 21°

#### LR6130DHR-75M40D-E26-2700K-120V

Designed for 25,000 Hour Lamp Life<sup>1</sup>

Light Output (Fixture Delivered Lumens): 3485  
 Total Watts@120V: 30  
 Lumens Per Watt: 116  
 Color Rendering Index (CRI)<sup>2</sup>: 82  
 Color Temperature (CCT)<sup>3</sup>: 2700K  
 Spectral Power Distribution Chart<sup>4</sup>



#### Candlepower Summary

FROM 0	CANDELA	LUMENS
0	5510	
5	5409	157
15	4374	976
25	2199	1201
35	619	650
45	179	223
55	103	105
65	41	57
75	15	26
85	9	12
95	9	

#### Intensity Distribution

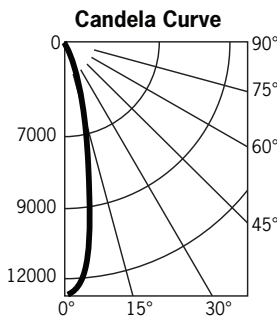
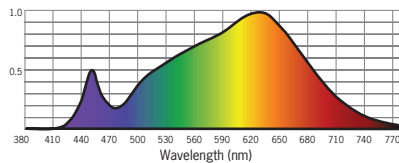
DISTANCE (FT.)	FOOTCANDLES (FC)	BEAM DIAMETER (FT.)
4'	344.5	3.3
6'	153.1	5.0
8'	86.1	6.7
10'	55.1	8.4
12'	38.3	10.0
14'	28.1	11.7

Beam Distribution: 45°

#### LR6130DR9HR-75M20D-E26-3000K-120V

Designed for 25,000 Hour Lamp Life<sup>1</sup>

Light Output (Fixture Delivered Lumens): 2768  
 Total Watts@120V: 30  
 Lumens Per Watt: 92  
 Color Rendering Index (CRI)<sup>2</sup>: 95  
 Color Temperature (CCT)<sup>3</sup>: 3000K  
 Spectral Power Distribution Chart<sup>4</sup>



#### Candlepower Summary

FROM 0	CANDELA	LUMENS
0	12550	
5	10869	334
15	3411	1201
25	764	531
35	336	268
45	152	155
55	97	94
65	74	90
75	15	29
85	7	10
95	6	

#### Intensity Distribution

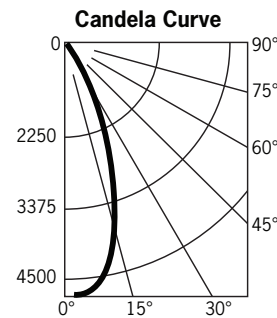
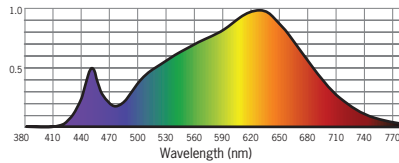
DISTANCE (FT.)	FOOTCANDLES (FC)	BEAM DIAMETER (FT.)
4'	790.2	1.5
6'	351.2	2.3
8'	197.6	3.0
10'	126.4	3.8
12'	87.8	4.5
14'	64.5	5.3

Beam Distribution: 21°

#### LR6130DR9HR-75M40D-E26-3000K-120V

Designed for 25,000 Hour Lamp Life<sup>1</sup>

Light Output (Fixture Delivered Lumens): 2813  
 Total Watts@120V: 30  
 Lumens Per Watt: 94  
 Color Rendering Index (CRI)<sup>2</sup>: 95  
 Color Temperature (CCT)<sup>3</sup>: 3000K  
 Spectral Power Distribution Chart<sup>4</sup>



#### Candlepower Summary

FROM 0	CANDELA	LUMENS
0	4689	
5	4614	134
15	3574	811
25	1737	958
35	487	514
45	139	173
55	81	83
65	32	44
75	12	21
85	8	9
95	7	

#### Intensity Distribution

DISTANCE (FT.)	FOOTCANDLES (FC)	BEAM DIAMETER (FT.)
4'	293.2	3.2
6'	130.3	4.8
8'	73.3	6.4
10'	46.9	8.0
12'	32.6	9.6
14'	23.9	11.1

Beam Distribution: 43°

1. Dependent on surrounding temperatures, 2. Accuracy of rendering colors, 3. Color appearance of light source, 4. Colors present within the light source

# LR6130D

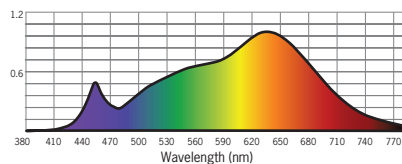
## 30W LED PAR38 Lamp

### Photometrics

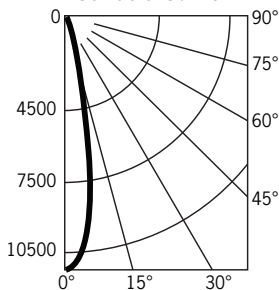
#### LR061300/DM/RU-NF-E26-930

Designed for 25,000 Hour Lamp Life<sup>1</sup>

Light Output (Fixture Delivered Lumens): 2445  
 Total Watts@120V: 30  
 Lumens Per Watt: 82  
 Color Rendering Index (CRI)<sup>2</sup>: 97  
 Color Temperature (CCT)<sup>3</sup>: 3000K  
 Spectral Power Distribution Chart<sup>4</sup>



**Candela Curve**



**Candlepower Summary**

FROM 0	CANDELA	LUMENS
0	11092	
5	9583	291
15	2966	1044
25	693	470
35	303	245
45	141	144
55	86	86
65	64	79
75	14	26
85	6	9
95	5	

**Intensity Distribution**

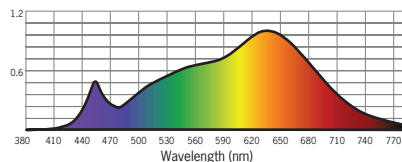
DISTANCE (FT.)	FOOTCANDLES (FC)	BEAM DIAMETER (FT.)
4'	698.3	1.6
6'	310.3	2.4
8'	174.6	3.2
10'	111.7	4.0
12'	77.6	4.7
14'	57.0	5.5

**Beam Distribution: 22°**

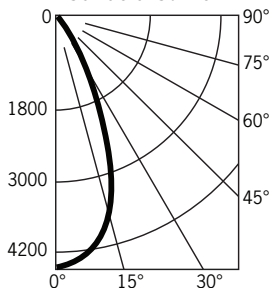
#### LR061300/DM/RU-FL-E26-930

Designed for 25,000 Hour Lamp Life<sup>1</sup>

Light Output (Fixture Delivered Lumens): 2591  
 Total Watts@120V: 30  
 Lumens Per Watt: 86  
 Color Rendering Index (CRI)<sup>2</sup>: 97  
 Color Temperature (CCT)<sup>3</sup>: 3000K  
 Spectral Power Distribution Chart<sup>4</sup>



**Candela Curve**



**Candlepower Summary**

FROM 0	CANDELA	LUMENS
0	4229	
5	4155	120
15	3261	738
25	1571	875
35	451	472
45	141	167
55	78	84
65	32	44
75	11	20
85	7	9
95	7	

**Intensity Distribution**

DISTANCE (FT.)	FOOTCANDLES (FC)	BEAM DIAMETER (FT.)
4'	266.4	3.3
6'	118.4	4.9
8'	66.6	6.6
10'	42.6	8.2
12'	29.6	9.8
14'	21.7	11.5

**Beam Distribution: 45°**

1. Dependent on surrounding temperatures, 2. Accuracy of rendering colors, 3. Color appearance of light source, 4. Colors present within the light source

# LR6130D

## 30W LED PAR38 Lamp

### Incandescent Dimmer Compatibility

Manufacturer	Model No.	Voltage (V)	Wattage (W)	Min. Number of LED Lamp(s) Compatible*	Max. Number of LED Lamp(s) Compatible*
Leviton	6633-P	120	600	1	4
Lutron	DV-600P	120	600	1	4
Leviton	6681	120	600	1	4
Lutron	MIR-600	120	600	1	4
Lutron	TG-600P	120	600	1	4
Leviton	IPIO6	120	600	1	4
Lutron	TG-603P	120	500	1	4
Lutron	MA-600	120	600	1	4
Lutron	AY-103P	120	1000	1	4
Neptun	Apollo 80005	120	600	1	4
Leviton	6631-LW	120	600	1	4
Leviton	6161-I	120	600	1	4
Leviton	IPM06-1LZ	120	600	1	4
Electric	EL-34934	120	600	1	4
Lutron	Ctcl-153P	120	150	1	4
Leviton	OG3703	120	600	1	4
Leviton	6602-W	120	600	1	4
Leviton	6683-IW	120	600	1	4

\*The minimum and maximum number of LED lamps compatible depends upon the performance of the dimmer, which is subject to the status of the manufacturer's technology. Due to possible variations in country dimmer module specifications, please contact your local distributor for a list of compatible dimmers before installation.

### UL/Energy Star Part Number Cross Reference for Ultra Rich Color Lamp

ConTech Part Number	UL/Energy Star Records Part Number
LR061300/DM/RU-NF-E26-930	LR061300/dm/ru-HRv10-NF+E26+930+V0120
LR061300/DM/RU-FL-E26-930	LR061300/dm/ru-HRv10-WF+E26+930+V0120