

DATE

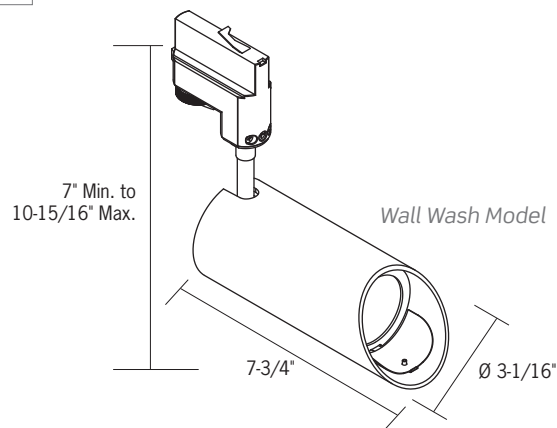
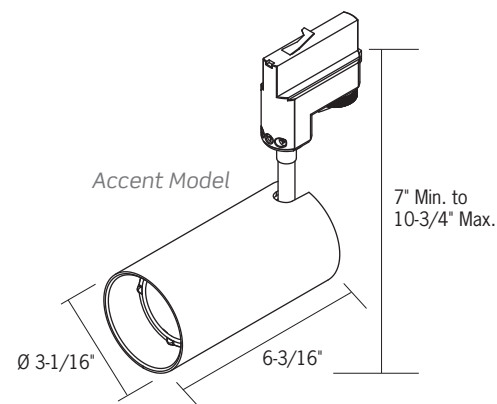
PROJECT

TYPE

NCTL84X | Xicato Gallery Series Cylinder Track Luminaire for Nordic Track Systems

	NCTL84X2	NCTL84X3
WATTAGE		
Standard CRI	16W	23W
High CRI	19W	N/A
LUMEN OUTPUT ¹	1300Lm	1600Lm
COLOR TEMPERATURE	2700K, 3000K, 3500K, 4000K	
LIGHT ENGINE	Xicato XTM LED module	
CRI		
Standard Series:	CRI 80 min., 83 Typical	
Artist Series:	CRI 98 and R9≥90	
Vibrant Series:	Both standard CRI 83 and high CRI 98, 3000K Only	
BEAM	19° Spot, 23° Medium, 41° Flood, 56° Wide Flood, Wall Wash	
SYSTEM RATING	50,000 Hours @ 70% Lumen Maintenance	
DRIVER INPUT WATTAGE		
Standard CRI	16W	23W
High CRI	19W	N/A
DRIVER INPUT VOLTAGE	120V/277V 50/60Hz	
DIMMING TYPE	Incandescent (Forward Phase), ELV (Reverse Phase); Dimming for 120V only	
LISTING	cCSAus Certified to UL Standards Suitable for Dry Locations	
WARRANTY	Five (5) year replacement after date of purchase	

1. Lumen values are approximate, see photometric test results



For ordering information, see page 2

DATE

PROJECT

TYPE

NCTL84X | Xicato Gallery Series Cylinder Track Luminaire for Nordic Track Systems

Ordering Information

Example Order: NCTL84X2M3D - P1C FA-84-B LF16SL 60MM

Luminaire	Beam	Color Temp/CRI	Driver Option	Finish	Nordic Adapter
NCTL84X2¹ - 16W 1300Lm	S - 19° Spot	<i>83 (80min) CRI</i> 27 - 2700K	D - Dimming	B - Black	- 120V 2C/2N Leave Blank
NCTL84X3² - 23W 1600Lm	M - 23° Medium	3 - 3000K 35 - 3500K 4 - 4000K 3V - 3000K Vibrant	High CRI 98 27C³ - 2700K 3C³ - 3000K 35C³ - 3500K 4C³ - 4000K 3VC³ - 3000K Vibrant	P - White S - Silver	27 - 277V ⁴ 2C/2N 1C - 1C/1N or 2C/1N 3C - 3C/1N
	F - 41° Flood W - 56° Wide Flood WW - Wall Wash <i>Includes Angled Housing and Wall Wash Kicker Accessory</i>				

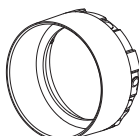
1. X2 High CRI consumes 19W
2. 98CRI is not available on the X3 Series
3. Includes angled housing and wall wash kicker accessory
4. 16W Standard CRI not available in 277V

Accessory Ordering Information



Accessory Holder
2-3/4" Dia., 3/8" D
Accepts up to two (2) LF16 60MM Lenses or FA-16 60MM Louvers. Black finish.

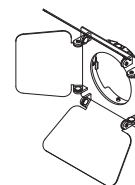
FA-84 - Black Accessory Holder



Snoot
2-3/4" Dia., 1-3/8" D
Snoot extends 1" from face of fixture. Will accept up to two (2) LF16_60MM lenses or FA-16 60MM louvers. For White (-P) and Silver (-S) finishes, the inside surface is black.

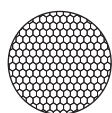
FA-85 - Snoot

Finish
B - Black
P - White
S - Silver



Barn Doors
Barn doors extend 2-3/4" max. from face of fixture. Will accept up to two (2) LF16 60MM Lenses or FA-16 60MM Louvers. Black finish. Width: 3-1/2" to 7-3/4"

BD84-B - Black Barn Doors



Honeycomb Louver
2-3/8" Dia.
Requires FA-84 Accessory Holder, FA-85 Snoot or BD84 Barn Doors. Black finish.

FA-16 60MM - Black Honeycomb Louver



Tempered Glass Lenses
2-3/8" Dia.
Requires FA-84 Accessory Holder, FA-85 Snoot or BD84 Barn Doors. See legend for available colors and patterns.

LF16- 60MM** - Tempered Glass Lenses

**** Available Color/Patterns**
-73 (Spread Lens), -LS (Linear Spread Lens),
-SL (Soft Light), -SOL (Solite), -UV (Optivex UV Filter),
-A (Amber), -B (Blue), -CL (Clear), -DPE (Dichroic Peach),
-G (Green), -LB (Light Blue), -R (Red),
-RO (Rose), -Y (Yellow)

XSA Series Replacement Optics

Optics can be easily changed in the field for optimal flexibility

XSA-156 - Spot Replacement Optic
XSA-262 - Medium Replacement Optic
XSA-264 - Flood Replacement Optic
XSA-259 - Wide Flood Replacement Optic

DATE

PROJECT

TYPE

NCTL84X | Xicato Gallery Series Cylinder Track Luminaire for Nordic Track Systems

Product Details

Construction

- Luminaire designed for gallery, museum or retail applications
- Constructed of die-cast aluminum, the cylindrical body provides thermal management
- Lockable, precision aiming adjustment: 360°+ aiming horizontal rotation, 90° vertical rotation
- Integral ON/OFF switch and track polarity indicator are standard
- Fixture weight: 2LBS
- Can accept up to (2) LF16 60MM Lenses or FA-16 60MM Black Honeycomb Louvers with the FA-84 Accessory Holder, FA-85 Snoot, or BD84 Black Barn Doors, ordered separately

Performance Summary

- The Standard Series Xicato LED Module is available in 2700K, 3000K, 3500K and 4000K; CRI 80 min., 83 Typical
- In addition to the Xicato Standard Series, the following options are also available:
 - Artist Series: Delivering exceptional color rendering for natural color, the artist series provides CRI 98 and R9≥90
 - Vibrant Series: For striking color, the vibrant series is available in both standard CRI 83 and high CRI 98. 3000K Only
- Xicato Modules feature extraordinary color consistency within 1x2-step MacAdam ellipse
- Select from 19° Spot, 23° Medium, 41° Flood and 56° Wide Flood beam distributions
- All beams are achieved using specular spun metal reflectors that feature a twist-and-lock attachment method, allowing them to easily be changed in the field
- Also available in a wall wash configuration; providing smooth even illumination on vertical surfaces
- Dimming is standard for all wattage options (120V only), allowing smooth illumination down to 10%. Compatible with most Incandescent (Forward Phase) and ELV (Reverse Phase) dimmers. For dimmer compatibility, refer to Dimming Specifications sheet.

Fixture Compatibility

- Standard ConTech track luminaires (CTL Units) are cCSAus certified as-is for use with ConTech Lighting LT/LT2 Single Circuit/Two Circuit Track Systems and Luxbeam Track Systems, as well as Juno^{®1} Lighting Trac-Master[™] Systems.
- By changing the prefix in the part number, ConTech can install inserts which make our fixtures compatible with other manufacturers. Replace “CTL” with “HTL” for Halo^{®2} Power-Trac and Lazer-Track systems, and “LTL” for Lightolier³ Lytespan[™] systems. For more information, please consult factory.

1. Juno is a registered trademark of Juno Lighting
 2. Halo is a registered trademark of Cooper Lighting
 3. Lightolier is a registered trademark of Philips Lighting

DATE

PROJECT

TYPE

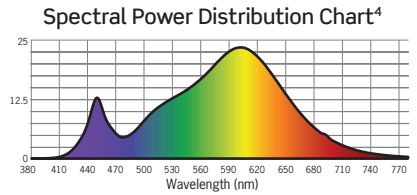
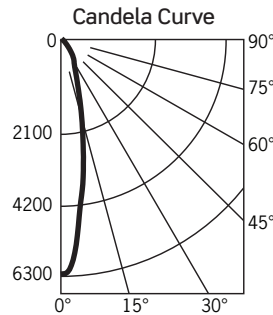
NCTL84X | Xicato Gallery Series Cylinder Track Luminaire for Nordic Track Systems

Photometrics

CTL84X2S3D

Fixture Delivered Lumens: 1343
 Total Watts@120V: 16.4
 Lumens Per Watt: 81.9
 Center Beam Candle Power: 6188
 Beam Distribution: 19°
 Spacing Criterion: 0.33
 Color Rendering Index (CRI)¹: 82
 Color Temperature (CCT)²: 2931K
 Designed for 50,000 Hour Lamp Life³
 LM-63 Test No. 86945

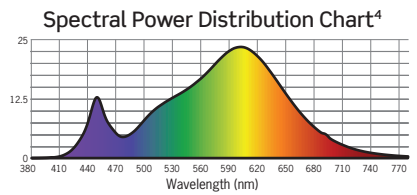
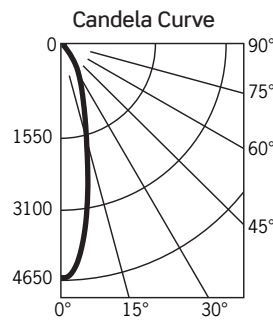
Intensity Distribution		
DISTANCE (FT.)	FOOTCANDLES (FC)	BEAM DIAMETER (FT.)
4'	386.8	1.3
6'	171.9	2.0
8'	96.7	2.6
10'	61.9	3.3
12'	43.0	3.9
14'	31.6	4.6



CTL84X2M3D

Fixture Delivered Lumens: 1294
 Total Watts@120V: 16.4
 Lumens Per Watt: 78.9
 Center Beam Candle Power: 4538
 Beam Distribution: 23°
 Spacing Criterion: 0.39
 Color Rendering Index (CRI)¹: 82
 Color Temperature (CCT)²: 2931K
 Designed for 50,000 Hour Lamp Life³
 LM-63 Test No. 86946

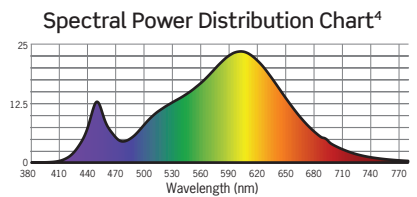
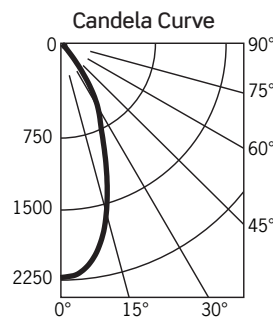
Intensity Distribution		
DISTANCE (FT.)	FOOTCANDLES (FC)	BEAM DIAMETER (FT.)
4'	283.6	1.6
6'	126.1	2.3
8'	70.9	3.1
10'	45.4	3.9
12'	31.5	4.7
14'	23.2	5.4



CTL84X2F3D

Fixture Delivered Lumens: 1226
 Total Watts@120V: 16.4
 Lumens Per Watt: 74.8
 Center Beam Candle Power: 2196
 Beam Distribution: 41°
 Spacing Criterion: 0.66
 Color Rendering Index (CRI)¹: 82
 Color Temperature (CCT)²: 2931K
 Designed for 50,000 Hour Lamp Life³
 LM-63 Test No. 86947

Intensity Distribution		
DISTANCE (FT.)	FOOTCANDLES (FC)	BEAM DIAMETER (FT.)
4'	137.3	2.6
6'	61.0	4.0
8'	34.3	5.3
10'	22.0	6.6
12'	15.3	7.9
14'	11.2	9.3



1. Accuracy of rendering colors 2. Color appearance of light source 3. Dependent on surrounding temperatures 4. Colors present within the light source

Photometric Multiplication Factors

Lumen output values fluctuate based on CCT. To estimate lumen output of the various CCT/CRI options, multiply 3000K (80 CRI min) results by the following:

CCT	Standard 80 CRI	Vibrant 80 CRI	Artist 98 CRI	Vibrant High 98 CRI
2700K	1.0	N/A	0.872	N/A
3000K	N/A	1.0	0.872	0.872
3500K	1.0	N/A	0.872	N/A
4000K	1.0	N/A	0.872	N/A

To calculate X3 values, multiply results by 1.31

DATE

PROJECT

TYPE

NCTL84X | Xicato Gallery Series Cylinder Track Luminaire for Nordic Track Systems

Photometrics

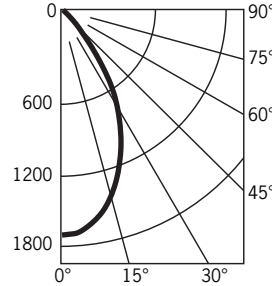
CTL84X2W3D

Fixture Delivered Lumens: 1325
 Total Watts@120V: 16.4
 Lumens Per Watt: 80.8
 Center Beam Candle Power: 1690
 Beam Distribution: 56°
 Spacing Criterion: 0.85
 Color Rendering Index (CRI)¹: 82
 Color Temperature (CCT)²: 2931K
 Designed for 50,000 Hour Lamp Life³
 LM-63 Test No. 86948

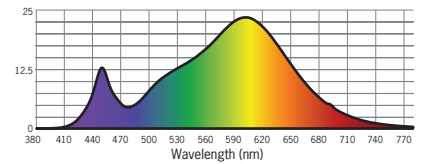
Intensity Distribution

DISTANCE (FT.)	FOOTCANDLES (FC)	BEAM DIAMETER (FT.)
4'	105.6	3.4
6'	46.9	5.1
8'	26.4	6.8
10'	16.9	8.5
12'	11.7	10.2
14'	8.6	11.8

Candela Curve



Spectral Power Distribution Chart⁴



1. Accuracy of rendering colors 2. Color appearance of light source 3. Dependent on surrounding temperatures 4. Colors present within the light source

Photometric Multiplication Factors

Lumen output values fluctuate based on CCT. To estimate lumen output of the various CCT/CRI options, multiply 3000K (80 CRI min) results by the following:

CCT	Standard 80 CRI	Vibrant 80 CRI	Artist 98 CRI	Vibrant High 98 CRI
2700K	1.0	N/A	0.872	N/A
3000K	N/A	1.0	0.872	0.872
3500K	1.0	N/A	0.872	N/A
4000K	1.0	N/A	0.872	N/A

To calculate X3 values, multiply results by 1.31

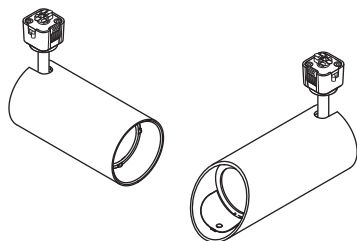
DATE

PROJECT

TYPE

DIMMING SPECIFICATIONS | Gallery Series Track Luminaires: CTL84C, CTL84X

- Incandescent 120VAC dimmers adjust the light with “forward phase control,” where the dimmer “chops” the forward part of the AC wave to deliver less or more power to the light source. No neutral wire connection required.
- Electronic low voltage 120VAC dimmers adjust the light with “reverse phase control,” where the dimmer “chops” the back part of the AC wave to deliver less or more power to the light source. Neutral wire connection required.



CTL84 Series: “D” Driver Option

Light Output

Manufacturer	Model	10W	14W	20W	Xicato 16W	Xicato 23W
Leviton	6161	13% - 100%	10% - 99%	10% - 99%	13% - 99%	12% - 99%
Leviton	IPE04	4% - 100%	3% - 100%	5% - 99%	6% - 99%	6% - 99%
Leviton	IPI06-1LZ	0% - 100%	0% - 99%	1% - 99%	1% - 99%	–
Leviton	VPE06	6% - 100%	5% - 100%	8% - 100%	8% - 100%	9% - 95%
Leviton	6633-P	1% - 100%	0% - 100%	–	3% - 100%	2% - 99%
Leviton	6683-IW	2% - 100%	2% - 100%	4% - 100%	13% - 100%	–
Cooper	DAL06P	1% - 100%	0% - 100%	3% - 100%	–	–
Cooper	DLC03P	1% - 100%	0% - 100%	2% - 100%	2% - 100%	2% - 99%
Cooper	SLC03P	0% - 100%	0% - 100%	0% - 100%	1% - 100%	1% - 99%
Lightolier	ZP260QEW	4% - 100%	3% - 99%	4% - 99%	4% - 98%	5% - 98%
Lutron	CT103P	8% - 100%	6% - 99%	6% - 99%	9% - 99%	10% - 99%
Lutron	DVCL-153P	0% - 100%	0% - 99%	0% - 99%	–	–
Lutron	DVELV303P	4% - 99%	3% - 97%	5% - 97%	6% - 96%	6% - 94%
Lutron	FAELV500	8% - 100%	7% - 99%	9% - 99%	10% - 99%	11% - 99%
Lutron	LG600P	–	5% - 99%	5% - 99%	–	8% - 99%
Lutron	MAELV600	8% - 100%	7% - 99%	9% - 99%	10% - 99%	11% - 99%
Lutron	S600P	3% - 100%	1% - 99%	–	–	5% - 99%
Lutron	SELV300P	4% - 98%	3% - 97%	5% - 96%	6% - 95%	7% - 100%
Lutron	TG-600P	10% - 100%	13% - 99%	12% - 99%	16% - 99%	15% - 99%
Lutron	TGCL-153P	2% - 100%	2% - 99%	4% - 99%	–	–

Notes

1. Testing was performed with a single fixture connected to dimmer.
2. Testing has been performed on these dimmers, but this does not imply any warranty of compatibility.
3. Dimming performance can be influenced by different loads, as well as variations in dimmer switches within the same model.
4. Dimmer maximum load rating with LED may differ from published traditional source dimmer ratings. Consult manufacturer for maximum dimmer information.
5. Consult factory for additional dimming information.