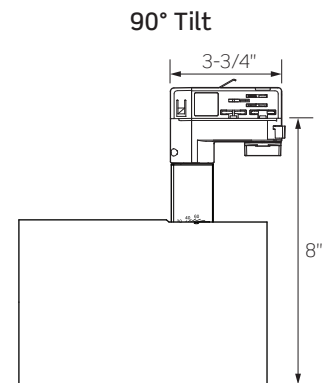
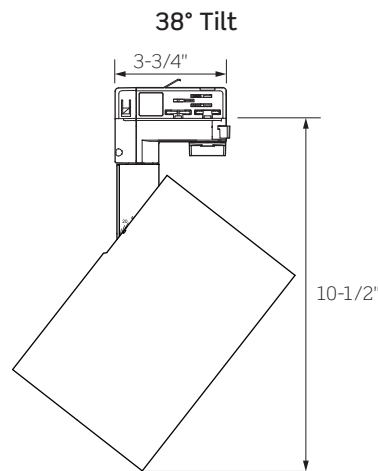
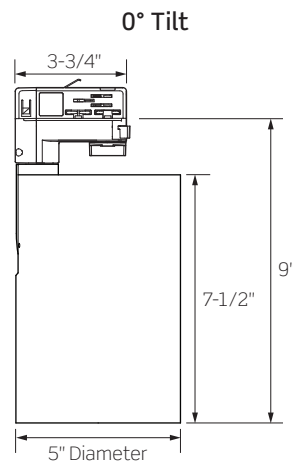


DATE

PROJECT

TYPE

OTL94 SERIES | Gallery XL Xicato LED Track Luminaire with 0-10V Dimming Track System Adapter



	OTL940	OTL941	OTL942	OTL943	OTL944
WATTAGE	13W	19W	27W	35W	41W
LUMEN OUTPUT ¹ BY BEAM SPREAD <i>Beam Range: 10° to 51°</i>					
Very Narrow Spot Optic	610Lm	N/A	N/A	N/A	N/A
Narrow Spot Optic	540Lm	790Lm	1043Lm	1370Lm	1491Lm
Medium Reflector	976Lm	1384Lm	1898Lm	2375Lm	2698Lm
Flood Reflector	1017Lm	1440Lm	1977Lm	2485Lm	2824Lm
Wide Flood Reflector	984Lm	1393Lm	1912Lm	2404Lm	2732Lm
COLOR TEMPERATURE	2700K / 3000K / 3500K / 4000K				
CRI	95				
FINISHES	Matte Black / Matte White / Matte Silver				
DRIVER INPUT VOLTAGE	120V or 277V, 50/60Hz				
DIMMING TYPE	0-10V Dimming				
LISTINGS	cCSAus Certified for use in the U.S. and Canada; Suitable for Dry Locations ENERGY STAR® Certified for all models using Medium, Flood, and Wide Flood Reflectors				
WARRANTY	Five (5) year replacement after date of purchase				
SYSTEM RATING	50,000 Hours @ 70% Lumen Maintenance				

1. Approximate lumen output based on 3000K performance; see photometric test results for additional information

DATE

PROJECT

TYPE

OTL94 SERIES | Gallery XL Xicato LED Track Luminaire with 0-10V Dimming Track System Adapter

ORDERING INFORMATION

Example Order: -

Luminaire	Beam: Optic or Reflector	Color Temp/CRI	Driver ²	Finish	
OTL940 - 13W OTL941 - 19W OTL942 - 27W OTL943 - 35W OTL944 - 41W	PC Optics: Intensity at Nadir, Narrow Field VN¹ - Very Narrow Spot: 10° Beam, 18° Field NS - Narrow Spot: 13° Beam, 22° Field 1. Very Narrow Spot (VN) only available for Series 0 (13W)	Reflectors: Well Defined Beams, Smooth Field ME - Medium: 24° Beam, 54° Field FL - Flood: 42° Beam, 64° Field WF - Wide Flood: 51° Beam, 83° Field	95 CRI 27XC - 2700K 3XC - 3000K 35XC - 3500K 4XC - 4000K Vibrant Series, 95 CRI 3XV - 3000K	12D2 - 120V 0-10V Dimming 27D2 - 277V 0-10V Dimming 2. Selected Driver Voltage MUST match Track System Voltage	B - Matte Black P - Matte White S - Matte Silver

ACCESSORY & REPLACEMENT OPTIC ORDERING INFORMATION

Each Gallery XL Luminaire comes ready to hold up to two (2) Accessories; Snoot or Barn Door count as one (1) piece



FA-94-(B,P,S) - Snoot with optional Cross Blades
 Exterior painted per finish [Black (B), White (P) or Silver (S)], interior and blades are always Black

LF20-* - 3-3/4-Inch Diameter Tempered Glass Lenses and Filters; 1/8-Inch Thick, typ.

**Color/Pattern Legend*

-73 (Spread Lens), -LS (Linear Spread Lens), -SL (Soft Light), -SOL (Solite),
 -UV (Optivex UV Filter), -A (Amber), -B (Blue), -CL (Clear), -DPE (Dichroic Peach),
 -G (Green), -LB (Light Blue), -R (Red), -RO (Rose), -Y (Yellow)




LA-45 - 3-3/4-Inch Diameter Black Honeycomb Louver

Replacement Optics

Very Narrow Spot Optic not available as a replacement optic


- CTL94NS** - 13° Narrow Spot Optic
- CTL94ME** - 24° Medium Reflector
- CTL94FL** - 42° Flood Reflector
- CTL94WF** - 51° Wide Flood Reflector



BD94-B - Black Barn Doors



CTL94NS
13° Narrow Spot



CTL94ME
24° Medium



CTL94FL
42° Flood



CTL94WF
51° Wide Flood

DATE

PROJECT

TYPE

OTL94 SERIES | Gallery XL Xicato LED Track Luminaire with 0-10V Dimming Track System Adapter

PRODUCT DETAILS

Construction

- A revolutionary track head with superior optics designed to bring theatre grade beam control to traditional gallery and commercial track heads and mono-point luminaires
- Constructed of die-cast aluminum, the cylindrical body provides thermal management
- Adjustable, lockable aiming arm with 0° to 100° tilt for precision aiming; 365° horizontal rotation
- Precision engineered Dual Lens Optic used for Very Narrow Spot (VN) and Narrow Spot (NS) beam distributions. Design provides a tight beam angle and field to highlight target objects with minimal stray illumination.
- Specular Aluminum Reflectors used for 24° Medium, 42° Flood, and 51° Wide Flood beam distributions. Optically engineered for even illumination and glare control.
- Can accept up to two (2) LF20 Lenses/Filters, LA-45 Honeycomb Louver, FA-94 Snoot or BD94-B Black Barn Doors, ordered separately. Snoot or Barn Door count as one (1) piece.
- Integral ON/OFF switch and track polarity indicator are standard
- Fixture weight: 5 LBS

Performance Summary

- 2700K, 3000K, 3500K and 4000K color temperatures; 80 CRI minimum, 83 typical; high CRI of 90+ available
- Excellent fixture-to-fixture color consistency within a 3-step MacAdam Ellipse tolerance
- Precise beam control ensures that even at lower aiming angles, the luminaire is glare free and quiet in the ceiling
- Full collection of accessories to produce a myriad of filtering and framing effects

Fixture Compatibility

- ConTech OTL Track Luminaires are compatible with the ConTech Lighting O2CD 0-10V Dimming Track System

DATE

PROJECT

TYPE

CTL94 SERIES | Gallery XL Luminaire Xicato LED Photometrics

PC OPTIC | VERY NARROW SPOT

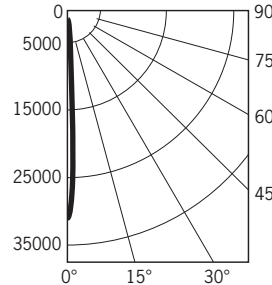
CTL940VN3XCD

Fixture Delivered Lumens: 614.3
 Total Watts@120V: 13.1
 Lumens Per Watt: 44.5
 Center Beam Candle Power: 31786
 Beam Distribution: 7.0°
 Field Distribution: 11.4°
 Spacing Criterion: 0.12
 Color Rendering Index (CRI)¹: 97.9
 Color Temperature (CCT)²: 3072K
 Designed for 50,000 Hour Lamp Life³
 LM-63 Test No. G22042502
 LM-79 Test No. S22032901

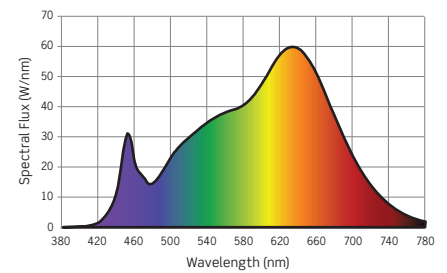
Intensity Distribution

DISTANCE (FT.)	FOOTCANDLES (FC)	BEAM DIAMETER (FT.)
6 FT	882.9	0.7
8 FT	496.7	1.0
10 FT	317.9	1.2
12 FT	220.7	1.5
14 FT	162.2	1.7
16 FT	124.2	2.0

Candela Curve



Spectral Power Distribution Chart⁴



PC OPTIC | NARROW SPOT

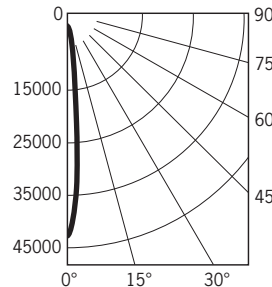
CTL944NS3XCD

Fixture Delivered Lumens: 1491.0
 Total Watts@120V: 40.9
 Lumens Per Watt: 36.5
 Center Beam Candle Power: 42680
 Beam Distribution: 10.8°
 Field Distribution: 16°
 Spacing Criterion: 0.17
 Color Rendering Index (CRI)¹: 97.9
 Color Temperature (CCT)²: 3072K
 Designed for 50,000 Hour Lamp Life³
 LM-63 Test No. G22033001
 LM-79 Test No. S22032901

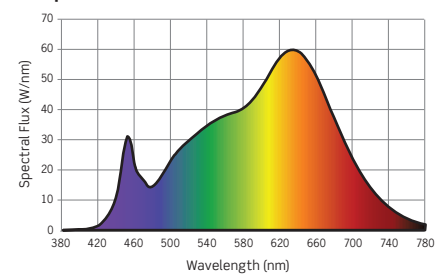
Intensity Distribution

DISTANCE (FT.)	FOOTCANDLES (FC)	BEAM DIAMETER (FT.)
6 FT	1185.6	1.1
8 FT	666.9	1.5
10 FT	426.8	1.9
12 FT	296.4	2.3
14 FT	217.8	2.6
16 FT	116.7	3.0

Candela Curve



Spectral Power Distribution Chart⁴



1. Accuracy of Rendering Colors 2. Color Appearance of Light Source 3. Dependent on Surrounding Temperatures 4. Colors Present within the Light Source

PHOTOMETRIC MULTIPLICATION FACTORS

Lumen output values fluctuate based on Color Temperature, Luminaire Wattage/Output and Trim Selection. To estimate lumen output of these various options, multiply 3000K results by the following:

CCT MULTIPLIERS						OUTPUT MULTIPLIERS			
CCT	95 CRI	VIBRANT	CCT	95 CRI	VIBRANT	13W SERIES 0	19W SERIES 1	27W SERIES 2	35W SERIES 3
2700K	0.92	N/A	3500K	1.05	N/A	0.36	0.51	0.70	0.88
3000K	1.00	1.00	4000K	1.10	N/A				

DATE

PROJECT

TYPE

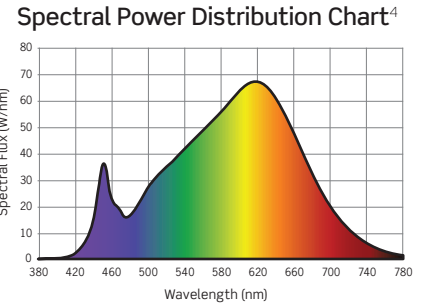
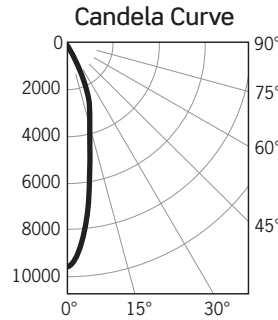
CTL94 SERIES | Gallery XL Luminaire Xicato LED Photometrics

ALUMINUM REFLECTOR | MEDIUM

CTL944ME3XCD

Fixture Delivered Lumens: 2698.1
 Total Watts@120V: 40.9
 Lumens Per Watt: 66.0
 Center Beam Candle Power: 9575
 Beam Distribution: 24.2°
 Field Distribution: 53.7°
 Spacing Criterion: 0.50
 Color Rendering Index (CRI)¹: 91.6
 Color Temperature (CCT)²: 3074K
 Designed for 50,000 Hour Lamp Life³
 LM-63 Test No. G22032905
 LM-79 Test No. S22031701

Intensity Distribution		
DISTANCE (FT.)	FOOTCANDLES (FC)	BEAM DIAMETER (FT.)
6 FT	266.0	2.6
8 FT	149.6	3.4
10 FT	95.7	4.3
12 FT	66.5	5.2
14 FT	48.9	6.0
16 FT	37.4	6.9

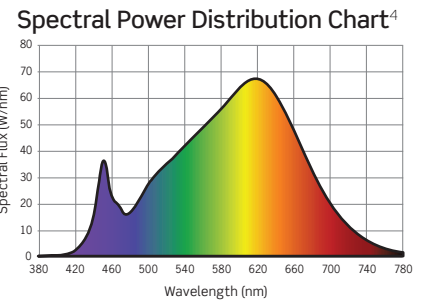
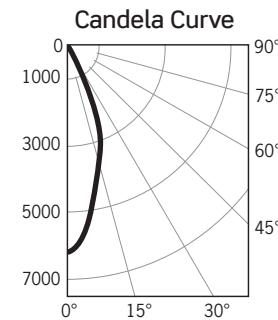


ALUMINUM REFLECTOR | FLOOD

CTL944FL3XCD

Fixture Delivered Lumens: 2824.4
 Total Watts@120V: 40.9
 Lumens Per Watt: 69.1
 Center Beam Candle Power: 6203
 Beam Distribution: 39.3°
 Field Distribution: 64.5°
 Spacing Criterion: 0.65
 Color Rendering Index (CRI)¹: 91.6
 Color Temperature (CCT)²: 3074K
 Designed for 50,000 Hour Lamp Life³
 LM-63 Test No. G22033003
 LM-79 Test No. S22031701

Intensity Distribution		
DISTANCE (FT.)	FOOTCANDLES (FC)	BEAM DIAMETER (FT.)
6 FT	172.3	4.3
8 FT	96.9	5.7
10 FT	62.0	7.1
12 FT	43.1	8.6
14 FT	31.6	10.0
16 FT	24.2	11.4

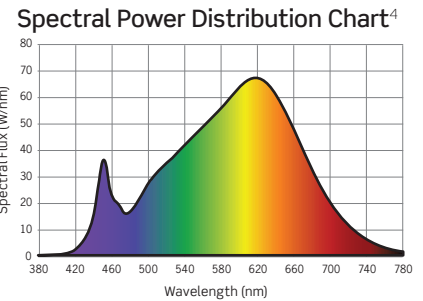
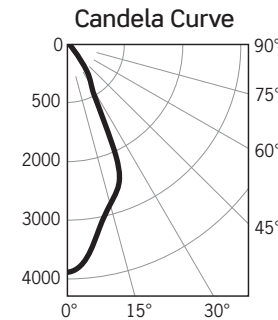


ALUMINUM REFLECTOR | WIDE FLOOD

CTL944WF3XCD

Fixture Delivered Lumens: 2731.9
 Total Watts@120V: 40.9
 Lumens Per Watt: 66.8
 Center Beam Candle Power: 3888
 Beam Distribution: 49.3°
 Field Distribution: 83.7°
 Spacing Criterion: 0.72
 Color Rendering Index (CRI)¹: 91.6
 Color Temperature (CCT)²: 3074K
 Designed for 50,000 Hour Lamp Life³
 LM-63 Test No. G22033004
 LM-79 Test No. S22031701

Intensity Distribution		
DISTANCE (FT.)	FOOTCANDLES (FC)	BEAM DIAMETER (FT.)
6 FT	108.0	5.5
8 FT	60.8	7.3
10 FT	38.9	9.2
12 FT	27.0	11.0
14 FT	19.8	12.9
16 FT	15.2	14.7



1. Accuracy of Rendering Colors 2. Color Appearance of Light Source 3. Dependent on Surrounding Temperatures 4. Colors Present within the Light Source

PHOTOMETRIC MULTIPLICATION FACTORS FOR ALUMINUM REFLECTORS ONLY

Lumen output values fluctuate based on Color Temperature, Luminaire Wattage/Output and Trim Selection. To estimate lumen output of these various options, multiply 3000K results by the following:

CCT MULTIPLIERS						OUTPUT MULTIPLIERS			
CCT	95 CRI	VIBRANT	CCT	95 CRI	VIBRANT	13W SERIES 0	19W SERIES 1	27W SERIES 2	35W SERIES 3
2700K	0.92	N/A	3500K	1.05	N/A	0.36	0.51	0.70	0.88
3000K	N/A	1.00	4000K	1.10	N/A				

DATE

PROJECT

TYPE

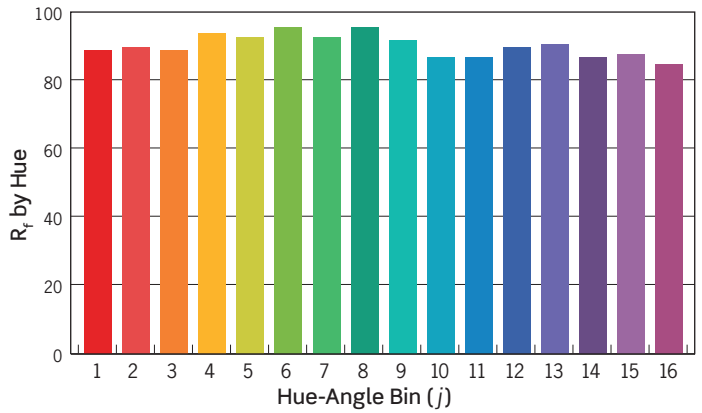
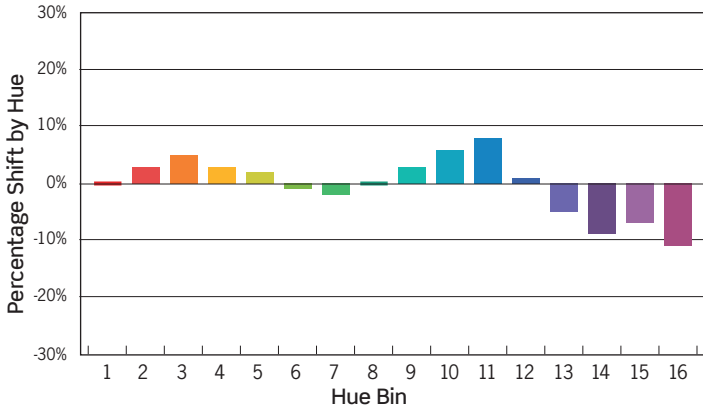
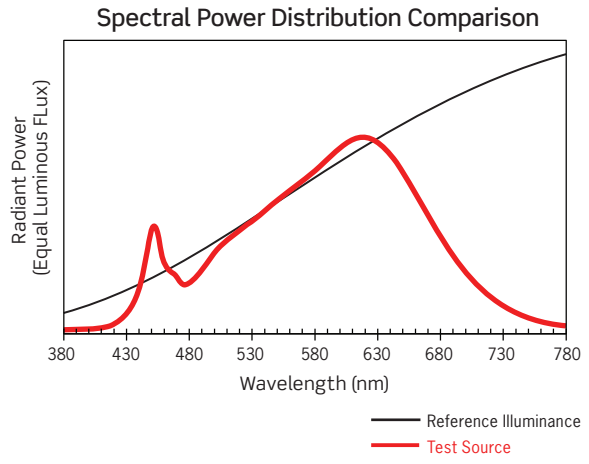
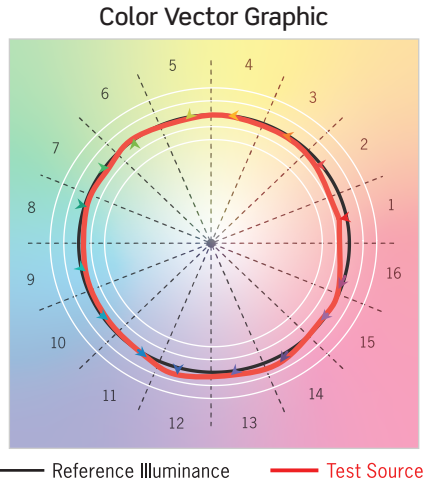
CTL94 SERIES | Gallery XL Luminaire Xicato LED Photometrics

TM-30 DATA: CTL944ME3XC

ANSI/IES TM-30-18 Color Rendition Report Test No. S22031701

Colors are for visual orientation purposes only

R_f	91
R_g	98
CCT(K)	3074K
D_{uv}	0.0008
u^l	0.2477
v^l	0.5210



HUE BIN	1	2	3	4	5	6	7	8	9	10	11	12	13	14	15	16
HUE SHIFT	0%	3%	5%	3%	2%	-1%	-2%	0%	3%	6%	8%	1%	-5%	-9%	-7%	-11%
R_f VALUE	90	91	90	95	94	97	94	97	93	88	88	91	92	88	89	86