

DATE

PROJECT

TYPE

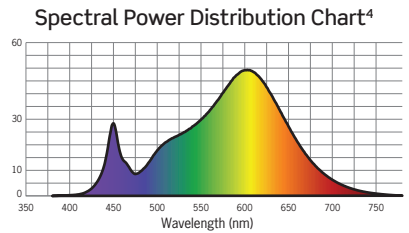
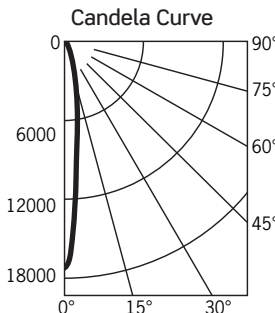
# NCTL806\*V | O2 Mini Vertical Housing LED Track Luminaire for Nordic Track Systems

## PHOTOMETRICS

### CTL8063HS3D

Fixture Delivered Lumens: 2237.12  
 Total Watts@120V: 19.905  
 Lumens Per Watt: 112.418  
 Center Beam Candle Power: 17279  
 Beam Distribution: 10.24°  
 Spacing Criterion: 0.2893  
 Color Rendering Index (CRI)<sup>1</sup>: 82.9  
 Color Temperature (CCT)<sup>2</sup>: 3071K  
 Designed for 50,000 Hour Lamp Life<sup>3</sup>  
 LM-63 Test No. G24012603  
 LM-79 Test No. S24012901

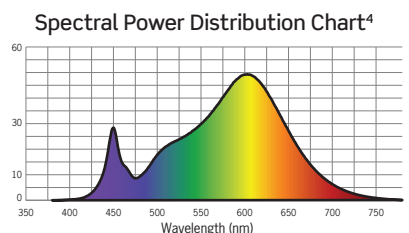
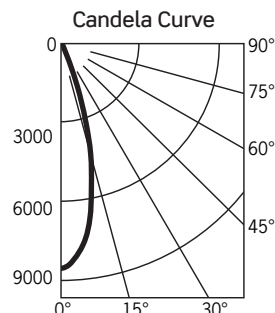
Intensity Distribution		
DISTANCE (FT.)	FOOTCANDLES (FC)	BEAM DIAMETER (FT.)
4'	1079.9	0.72
6'	480.0	1.08
8'	270.0	1.43
10'	172.8	1.79
12'	120.0	2.15
14'	88.2	2.51



### CTL8063HM3D

Fixture Delivered Lumens: 2327.82  
 Total Watts@120V: 19.914  
 Lumens Per Watt: 116.976  
 Center Beam Candle Power: 8558  
 Beam Distribution: 28.34°  
 Spacing Criterion: 0.4765  
 Color Rendering Index (CRI)<sup>1</sup>: 82.9  
 Color Temperature (CCT)<sup>2</sup>: 3071K  
 Designed for 50,000 Hour Lamp Life<sup>3</sup>  
 LM-63 Test No. G24012604  
 LM-79 Test No. S24012901

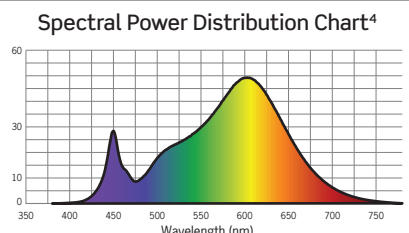
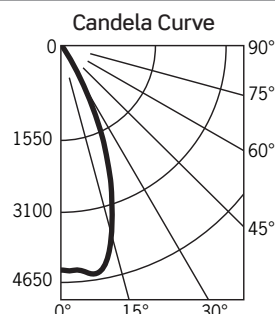
Intensity Distribution		
DISTANCE (FT.)	FOOTCANDLES (FC)	BEAM DIAMETER (FT.)
4'	534.9	2.02
6'	237.7	3.03
8'	133.7	4.04
10'	85.6	5.05
12'	59.4	6.06
14'	43.7	7.07



### CTL8063HF3D

Fixture Delivered Lumens: 2293.43  
 Total Watts@120V: 19.9  
 Lumens Per Watt: 115.248  
 Center Beam Candle Power: 3802  
 Beam Distribution: 47.56°  
 Spacing Criterion: 0.7051  
 Color Rendering Index (CRI)<sup>1</sup>: 82.9  
 Color Temperature (CCT)<sup>2</sup>: 3071K  
 Designed for 50,000 Hour Lamp Life<sup>3</sup>  
 LM-63 Test No. G24012605  
 LM-79 Test No. S24012901

Intensity Distribution		
DISTANCE (FT.)	FOOTCANDLES (FC)	BEAM DIAMETER (FT.)
4'	237.6	3.53
6'	105.6	5.29
8'	59.4	7.05
10'	38.0	8.81
12'	26.4	10.58
14'	19.4	12.34



1. Accuracy of rendering colors 2. Color appearance of light source 3. Dependent on surrounding temperatures 4. Colors present within the light source

## PHOTOMETRIC MULTIPLICATION FACTORS

Lumen output values fluctuate based on Color Temperature and Luminaire Wattage/Output. To estimate lumen output of these various options, multiply 3000K results by the following:

CCT MULTIPLIERS				OUTPUT MULTIPLIERS	
CCT	STD CRI	HIGH CRI	CRISP WHITE	10W/SERIES 1	14W/SERIES 2
2700K	.949	.842	N/A	0.539	0.74
3000K	N/A	.872	.488		
3500K	1.02	.895	N/A		
4000K	1.04	.916	N/A		

DATE

PROJECT

TYPE

# NCTL806\*V | O2 Mini Vertical Housing LED Track Luminaire for Nordic Track Systems

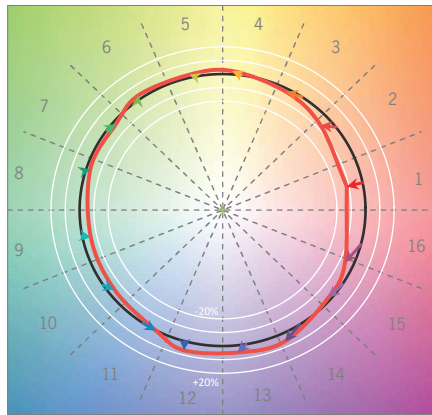
## PHOTOMETRICS

### TM-30 Data: CTL8063HM3D

ANSI/IES TM-30-18 Color Rendition Report Test No. S24012901

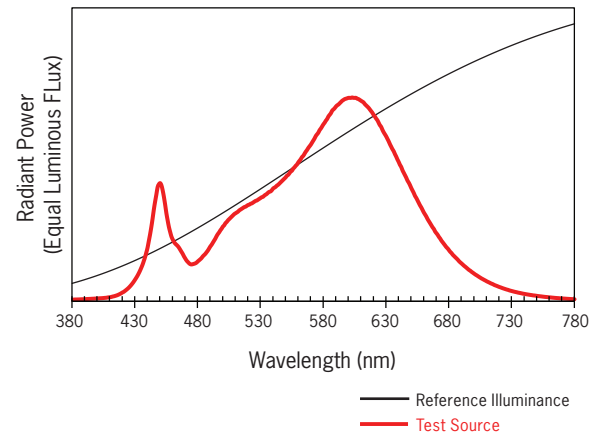
$R_f$	86
$R_g$	96
CCT(K)	3071 K
$D_{uv}$	-0.0001
$u^I$	0.2481
$v^I$	0.5199

Color Vector Graphic

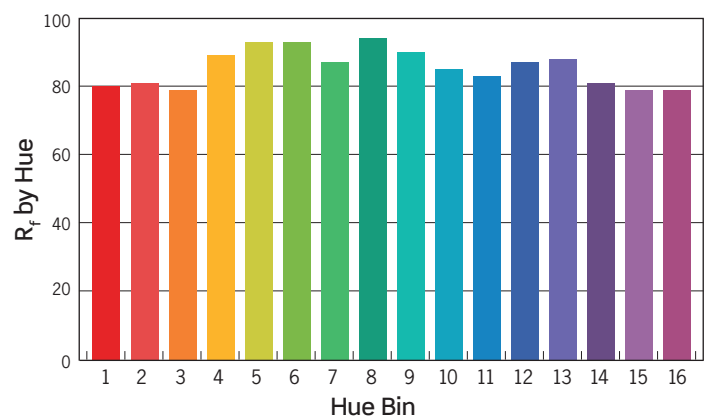
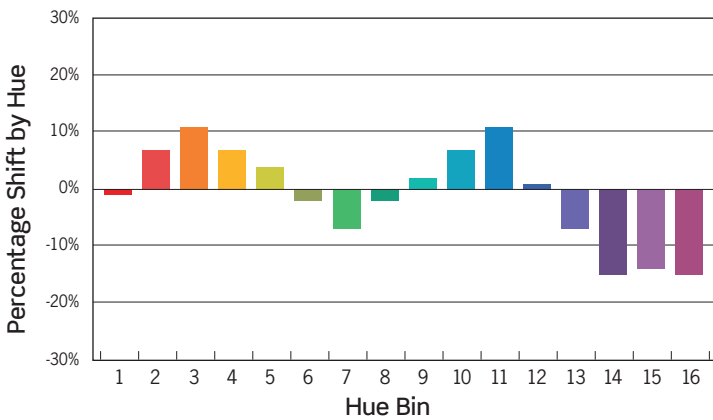


— Reference Illuminance — Test Source

Spectral Power Distribution Comparison



— Reference Illuminance — Test Source



HUE BIN	1	2	3	4	5	6	7	8	9	10	11	12	13	14	15	16
HUE SHIFT	1%	7%	11%	7%	4%	-2%	-7%	-2%	2%	7%	11%	1%	-7%	-15%	-14%	-15%
R <sub>f</sub> VALUE	80	81	79	89	93	93	87	94	90	85	83	87	88	81	79	79

Colors are for visual orientation purposes only