

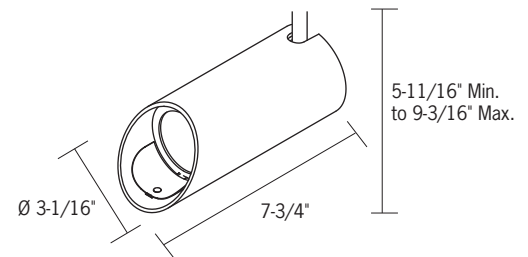
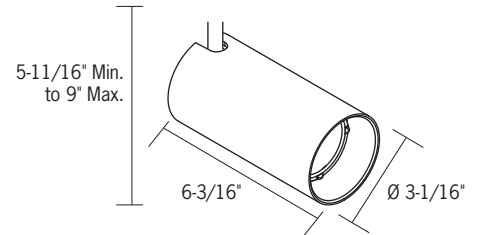
DATE

PROJECT

TYPE

ETL84C | Gallery Cylinder Track Luminaire with 0-10V Dimming Track System Adapter

	ETL84C1	ETL84C2	ETL84C3
WATTAGE	10W	14W	20W
LUMEN OUTPUT ¹	1186Lm	1649Lm	2293Lm
COLOR TEMPERATURE	2700K, 3000K, 3500K, 4000K, 3000K Crisp White		
LIGHT ENGINE	Single, high lumen output, multi-chip LED array		
CRI	83 (80min) / 90+		
BEAM	10° Spot, 28° Medium, 47° Flood, Wall Wash		
SYSTEM RATING	50,000 Hours @ 70% Lumen Maintenance		
DRIVER INPUT WATTAGE	10W	14W	20W
DRIVER INPUT VOLTAGE	120 or 277 VAC	120 or 277 VAC	120 or 277 VAC
DIMMING TYPE	120V Forward Phase (Incandescent) 120V Reverse Phase (ELV) 120V or 277V 0-10V Dimming: must order with "-DB" suffix		
OUTPUT CURRENT	250mA	350mA	500mA
LISTING	cCSAus Certified to UL Standards on base models Suitable for dry locations		
WARRANTY	Five (5) year replacement after date of purchase		



1. Lumen values are approximate, see photometric test results

ORDERING INFORMATION

Example Order: ETL84C2M27D - P27 - DB

Luminaire	Beam	Color Temp/CRI	Driver Option	Finish	Eutrac Adapter	Data Bus
ETL84C1 - 10W 1186Lm	S - 10° Spot M - 28° Medium	83 (80min) CRI 90+ CRI 27 - 2700K 3 - 3000K	D - Dimming	B - Black P - White S - Silver	- 120V 2C/2N Leave Blank 27 - 277V 2C/2N	DB - Data Bus Adapter Required for 0-10V Dimming Option
ETL84C2 - 14W 1649Lm	F - 47° Flood WW - Wall Wash <i>Includes Angled Housing and Wall Wash Kicker Accessory</i>	35 - 3500K 4 - 4000K	3C - 3000K 35C - 3500K 4C - 4000K 3W - 3000K, Crisp White			
ETL84C3 - 20W 2293Lm						

For accessory ordering information, see Page 2

DATE

PROJECT

TYPE

ETL84C | Gallery Cylinder Track Luminaire with 0-10V Dimming Track System Adapter

ACCESSORY & REPLACEMENT OPTIC ORDERING INFORMATION




Accessory Holder

2-3/4" Dia., 3/8" D
Accepts up to two (2) LF16 60MM Lenses or FA-16 60MM Louvers. Black finish.



Snoot

2-3/4" Dia., 1-3/8" D
Snoot extends 1-inch from face of luminaire. Will accept up to two (2) LF16-* 60MM Lenses or FA-16 60MM Louvers. For White (-P) and Silver (-S) finishes, the inside surface is black.



Barn Doors

Barn doors extend 2-3/4" max. from face of fixture. Will accept up to two (2) LF16 OMM Lenses or FA-16 60MM Louvers. Black finish. Width: 3-1/2" to 7-3/4"

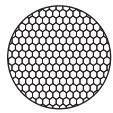
FA-84 - Black Accessory Holder

FA-85- Snoot

Finish

B - Black
P - White
S - Silver

BD84-B - Black Barn Doors



Honeycomb Louver

2-3/8" Dia.
Requires FA-84 Accessory Holder, FA-85 Snoot or BD84 Barn Doors. Black finish.



Tempered Glass Lenses

2-3/8" Dia.
Requires FA-84 Accessory Holder, FA-85 Snoot or BD84 Barn Doors. See legend for available colors and patterns.

Replacement Optics

Optics can be easily changed in the field for optimal flexibility

FA-16 60MM - Honeycomb Louver

LF16- 60MM** - Tempered Glass Lenses

** Available Color/Patterns

-73 (Spread Lens), **-LS** (Linear Spread Lens), **-SL** (Soft Light), **-SOL** (Solite), **-UV** (Optivex UV Filter), **-A** (Amber), **-B** (Blue), **-CL** (Clear), **-DPE** (Dichroic Peach), **-G** (Green), **-LB** (Light Blue), **-R** (Red), **-RO** (Rose), **-Y** (Yellow)

CTL84C-OPTIC-S - Spot Optic
CTL84C-OPTIC-M - Medium Optic
CTL84C-OPTIC-F - Flood Optic
5500011 - 2-Inch Diffusion Disc

PRODUCT DETAILS

Construction

- Luminaire designed for gallery, museum or retail applications
- Constructed of die-cast aluminum, the cylindrical body provides thermal management
- Lockable, precision aiming adjustment: 360°+ aiming horizontal rotation, 90° vertical rotation
- Fixture weight: 2LBS
- Can accept up to (2) LF16 60MM Lenses or FA-16 60MM Black Honeycomb Louvers with the FA-84 Accessory Holder, FA-85 Snoot, or BD84 Black Barn Doors, ordered separately
- Fixtures must be ordered with the -DB Data Bus Track adapter option to use 0-10V functionality on the ConTech E2CD 2-Circuit/2-Neutral Data Bus Track System

Performance Summary

- Light engine consists of a single, high lumen output, multi-chip LED array in 2700K, 3000K, 3500K and 4000K color temperatures; CRI 80 min., 83 typical; high CRI of 90+ available
- The 3000K Crisp White LED option delivers 90+ color rendering with additional violet wavelengths that enhance white visibility
- Excellent fixture-to-fixture color consistency within a 2-step MacAdam Ellipse tolerance
- Select from 10° Spot, 28° Medium and 47° Flood beam distributions; optics have been optically engineered to provide a smooth uniform beam, maximizing output and minimizing glare
- Optics can be easily changed in the field for optimal flexibility
- Also available in a wall wash configuration; providing smooth even illumination on vertical surfaces
- Dimming options allow for smooth illumination down to 10%. For dimmer compatibility, refer to Dimming Specification Sheets.

DATE

PROJECT

TYPE

ETL84C | Gallery Cylinder Track Luminaire with 0-10V Dimming Track System Adapter

PHOTOMETRICS

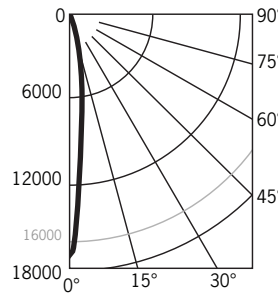
CTL84C3S3D: Spot Optic

Fixture Delivered Lumens: 2201.07
 Total Watts@120V: 19.691
 Lumens Per Watt: 111.73
 Center Beam Candle Power: 17172
 Beam Distribution: 10.04°
 Spacing Criterion: 0.2918
 Color Rendering Index (CRI)1: 83
 Color Temperature (CCT)2: 3066K
 Designed for 50,000 Hour Lamp Life³
 LM-63 Test No. G24012401
 LM-79 Test No. S24012601

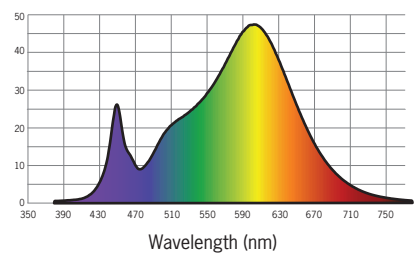
Intensity Distribution

DISTANCE (FT.)	FOOTCANDLES (FC)	BEAM DIAMETER (FT.)
4'	1073.2	0.70
6'	477.0	1.05
8'	268.3	1.41
10'	171.1	1.76
12'	119.2	2.11
14'	87.6	2.46

Candela Curve



Spectral Power Distribution Chart⁴



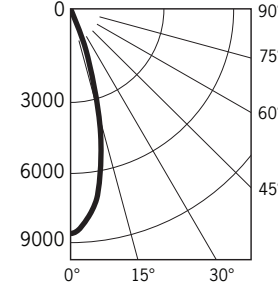
CTL84C3M3D: Medium Optic

Fixture Delivered Lumens: 2293.29
 Total Watts@120V: 19.684
 Lumens Per Watt: 116.411
 Center Beam Candle Power: 8643
 Beam Distribution: 28.37°
 Spacing Criterion: 0.4748
 Color Rendering Index (CRI)1: 83
 Color Temperature (CCT)2: 3066K
 Designed for 50,000 Hour Lamp Life³
 LM-63 Test No. G24012402
 LM-79 Test No. S24012601

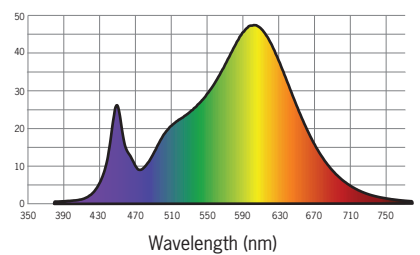
Intensity Distribution

DISTANCE (FT.)	FOOTCANDLES (FC)	BEAM DIAMETER (FT.)
4 FT	540.2	2.02
6 FT	240.1	3.03
8 FT	135.0	4.04
10 FT	86.4	5.06
12 FT	60.0	6.07
14 FT	44.1	7.08

Candela Curve



Spectral Power Distribution Chart⁴



1. Accuracy of Rendering Colors 2. Color Appearance of Light Source 3. Dependent on Surrounding Temperatures 4. Colors Present within the Light Source

PHOTOMETRIC MULTIPLICATION FACTORS

Lumen output values fluctuate based on Color Temperature and Luminaire Wattage/Output. To estimate lumen output of these various options, multiply 3000K results by the following:

CCT MULTIPLIERS				OUTPUT MULTIPLIERS	
CCT	STD CRI	HIGH CRI	CRISP WHITE	10W/SERIES 1	20W/SERIES 3
2700K	.949	.842	N/A	.517	.719
3000K	N/A	.872	.568		
3500K	1.02	.895	N/A		
4000K	1.04	.916	N/A		

DATE

PROJECT

TYPE

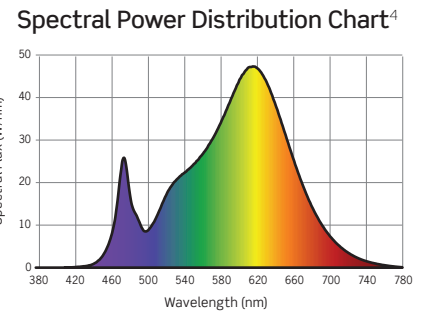
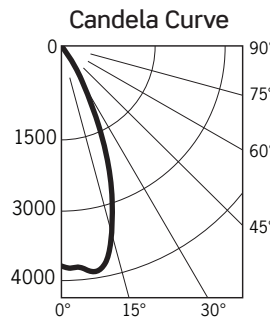
ETL84C | Gallery Cylinder Track Luminaire with 0-10V Dimming Track System Adapter

PHOTOMETRICS

CTL84C3F3D: Flood Optic

Fixture Delivered Lumens: 2255.56
 Total Watts@120V: 19.695
 Lumens Per Watt: 114.496
 Center Beam Candle Power: 3761
 Beam Distribution: 47.23°
 Spacing Criterion: 0.7073
 Color Rendering Index (CRI)1: 83
 Color Temperature (CCT)2: 3066K
 Designed for 50,000 Hour Lamp Life³
 LM-63 Test No. G24012501
 LM-79 Test No. S24012601

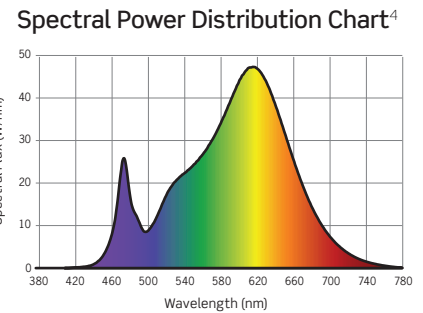
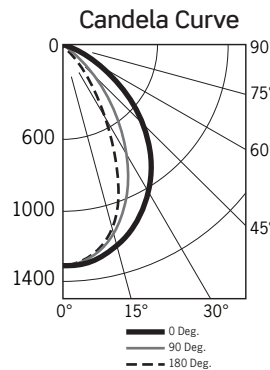
Intensity Distribution		
DISTANCE (FT.)	FOOTCANDLES (FC)	BEAM DIAMETER (FT.)
4 FT	235.0	3.50
6 FT	104.5	5.25
8 FT	58.8	7.00
10 FT	37.6	8.74
12 FT	26.1	10.49
14 FT	19.2	12.24



CTL84C3WW3D: Wall Wash

Fixture Delivered Lumens: 1674.66
 Total Watts@120V: 19.635
 Lumens Per Watt: 85.442
 Center Beam Candle Power: 1302
 Beam Distribution: 72.91°
 Spacing Criterion: 1.005
 Color Rendering Index (CRI)1: 83
 Color Temperature (CCT)2: 3066K
 Designed for 50,000 Hour Lamp Life³
 LM-63 Test No. G24012502
 LM-79 Test No. S24012601

Intensity Distribution		
DISTANCE (FT.)	FOOTCANDLES (FC)	BEAM DIAMETER (FT.)
4 FT	81.4	6.13
6 FT	36.2	9.19
8 FT	20.3	12.25
10 FT	13.0	15.32
12 FT	9.0	18.38
14 FT	6.6	21.44



1. Accuracy of Rendering Colors 2. Color Appearance of Light Source 3. Dependent on Surrounding Temperatures 4. Colors Present within the Light Source

PHOTOMETRIC MULTIPLICATION FACTORS

Lumen output values fluctuate based on Color Temperature and Luminaire Wattage/Output. To estimate lumen output of these various options, multiply 3000K results by the following:

CCT MULTIPLIERS				OUTPUT MULTIPLIERS	
CCT	STD CRI	HIGH CRI	CRISP WHITE	10W/SERIES 1	20W/SERIES 3
2700K	.949	.842	N/A	.517	.719
3000K	N/A	.872	.568		
3500K	1.02	.895	N/A		
4000K	1.04	.916	N/A		

DATE

PROJECT

TYPE

ETL84C | Gallery Cylinder Track Luminaire with 0-10V Dimming Track System Adapter

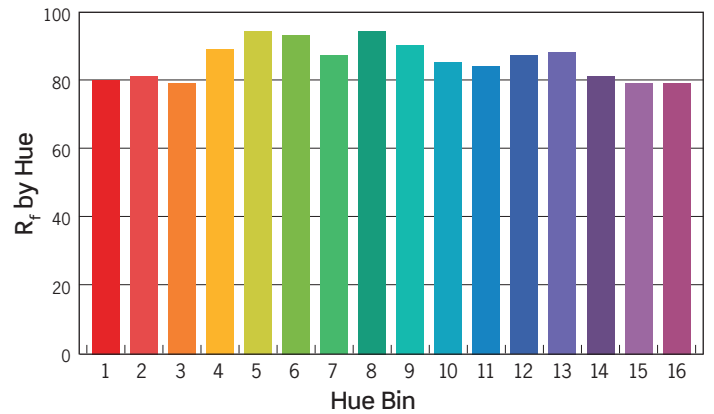
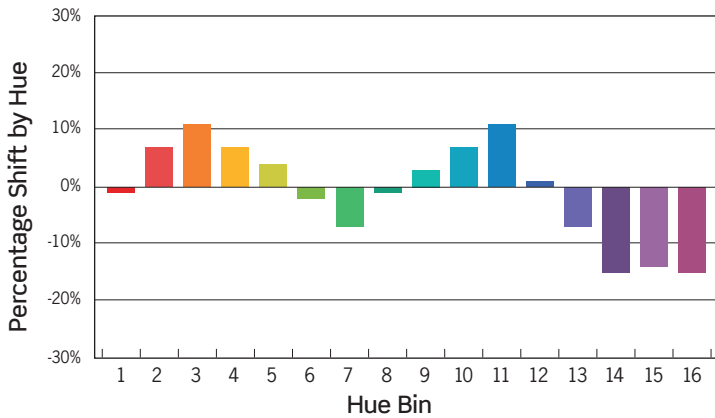
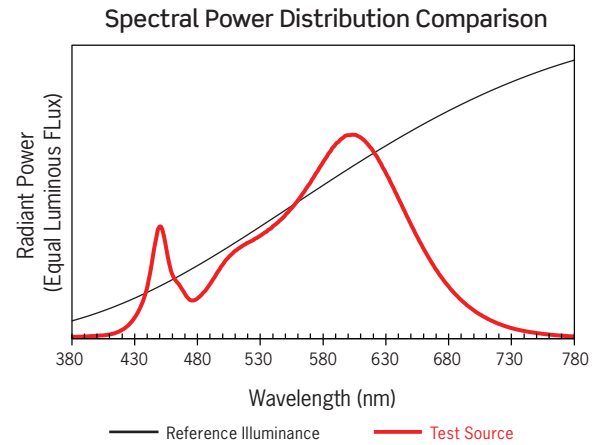
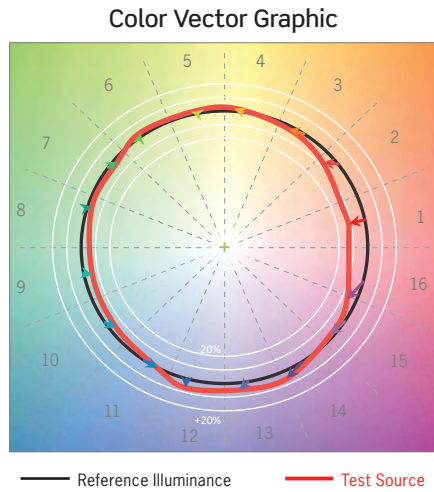
PHOTOMETRICS

TM-30 DATA: NCTL84C3F3CD

ANSI/IES TM-30-18 Color Rendition Report Test No. S24012601

Colors are for visual orientation purposes only

R_f	86
R_g	96
CCT(K)	3066K
D_{uv}	0.0001
u^l	0.2483
v^l	0.5201



HUE BIN	1	2	3	4	5	6	7	8	9	10	11	12	13	14	15	16
HUE SHIFT	-1%	7%	11%	7%	4%	-2%	-7%	-1%	3%	7%	11%	1%	-7%	-15%	-14%	-15%
R_f VALUE	80	81	79	89	94	93	87	94	90	85	84	87	88	81	79	79

Colors are for visual orientation purposes only