

DATE

PROJECT

TYPE

OTL84C SERIES | Gallery Cylinder Luminaire with 0-10V Dimming Track System Adapter

PHOTOMETRICS

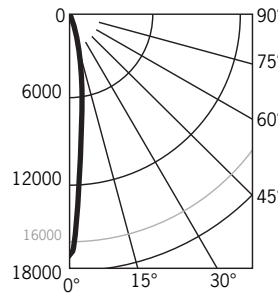
CTL84C3S3D: Spot Optic

Fixture Delivered Lumens: 2201.07
 Total Watts@120V: 19.691
 Lumens Per Watt: 111.73
 Center Beam Candle Power: 17172
 Beam Distribution: 10.04°
 Spacing Criterion: 0.2918
 Color Rendering Index (CRI)1: 83
 Color Temperature (CCT)2: 3066K
 Designed for 50,000 Hour Lamp Life³
 LM-63 Test No. G24012401
 LM-79 Test No. S24012601

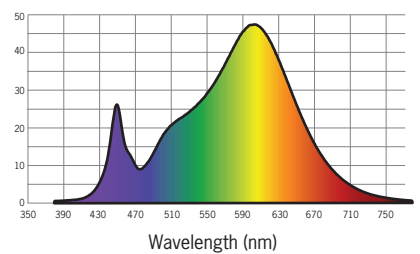
Intensity Distribution

DISTANCE (FT.)	FOOTCANDLES (FC)	BEAM DIAMETER (FT.)
4'	1073.2	0.70
6'	477.0	1.05
8'	268.3	1.41
10'	171.1	1.76
12'	119.2	2.11
14'	87.6	2.46

Candela Curve



Spectral Power Distribution Chart⁴



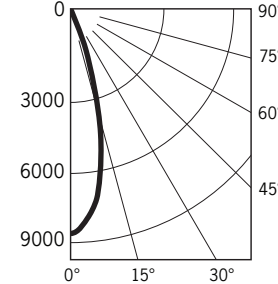
CTL84C3M3D: Medium Optic

Fixture Delivered Lumens: 2293.29
 Total Watts@120V: 19.684
 Lumens Per Watt: 116.411
 Center Beam Candle Power: 8643
 Beam Distribution: 28.37°
 Spacing Criterion: 0.4748
 Color Rendering Index (CRI)1: 83
 Color Temperature (CCT)2: 3066K
 Designed for 50,000 Hour Lamp Life³
 LM-63 Test No. G24012402
 LM-79 Test No. S24012601

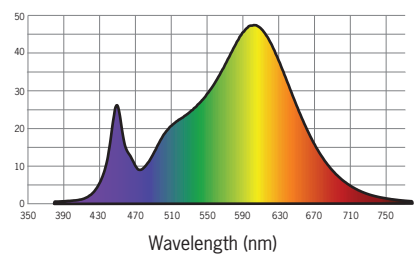
Intensity Distribution

DISTANCE (FT.)	FOOTCANDLES (FC)	BEAM DIAMETER (FT.)
4 FT	540.2	2.02
6 FT	240.1	3.03
8 FT	135.0	4.04
10 FT	86.4	5.06
12 FT	60.0	6.07
14 FT	44.1	7.08

Candela Curve



Spectral Power Distribution Chart⁴



1. Accuracy of Rendering Colors 2. Color Appearance of Light Source 3. Dependent on Surrounding Temperatures 4. Colors Present within the Light Source

PHOTOMETRIC MULTIPLICATION FACTORS

Lumen output values fluctuate based on Color Temperature and Luminaire Wattage/Output. To estimate lumen output of these various options, multiply 3000K results by the following:

CCT MULTIPLIERS				OUTPUT MULTIPLIERS	
CCT	STD CRI	HIGH CRI	CRISP WHITE	10W/SERIES 1	20W/SERIES 3
2700K	.949	.842	N/A	.517	.719
3000K	N/A	.872	.568		
3500K	1.02	.895	N/A		
4000K	1.04	.916	N/A		

DATE

PROJECT

TYPE

OTL84C SERIES | Gallery Cylinder Luminaire with 0-10V Dimming Track System Adapter

PHOTOMETRICS

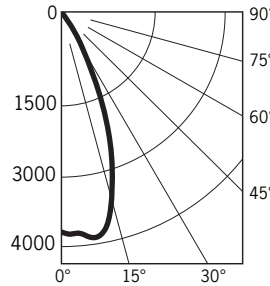
CTL84C3F3D: Flood Optic

Fixture Delivered Lumens: 2255.56
 Total Watts@120V: 19.695
 Lumens Per Watt: 114.496
 Center Beam Candle Power: 3761
 Beam Distribution: 47.23°
 Spacing Criterion: 0.7073
 Color Rendering Index (CRI)1: 83
 Color Temperature (CCT)2: 3066K
 Designed for 50,000 Hour Lamp Life³
 LM-63 Test No. G24012501
 LM-79 Test No. S24012601

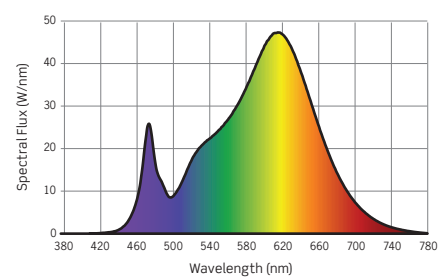
Intensity Distribution

DISTANCE (FT.)	FOOTCANDLES (FC)	BEAM DIAMETER (FT.)
4 FT	235.0	3.50
6 FT	104.5	5.25
8 FT	58.8	7.00
10 FT	37.6	8.74
12 FT	26.1	10.49
14 FT	19.2	12.24

Candela Curve



Spectral Power Distribution Chart⁴



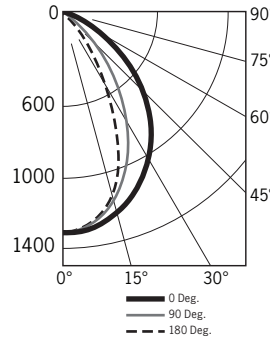
CTL84C3WW3D: Wall Wash

Fixture Delivered Lumens: 1674.66
 Total Watts@120V: 19.635
 Lumens Per Watt: 85.442
 Center Beam Candle Power: 1302
 Beam Distribution: 72.91°
 Spacing Criterion: 1.005
 Color Rendering Index (CRI)1: 83
 Color Temperature (CCT)2: 3066K
 Designed for 50,000 Hour Lamp Life³
 LM-63 Test No. G24012502
 LM-79 Test No. S24012601

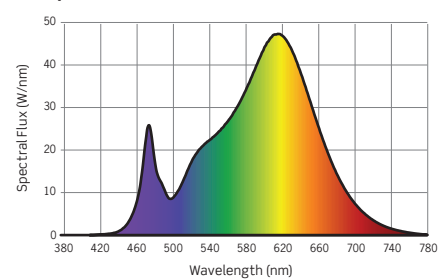
Intensity Distribution

DISTANCE (FT.)	FOOTCANDLES (FC)	BEAM DIAMETER (FT.)
4 FT	81.4	6.13
6 FT	36.2	9.19
8 FT	20.3	12.25
10 FT	13.0	15.32
12 FT	9.0	18.38
14 FT	6.6	21.44

Candela Curve



Spectral Power Distribution Chart⁴



1. Accuracy of Rendering Colors 2. Color Appearance of Light Source 3. Dependent on Surrounding Temperatures 4. Colors Present within the Light Source

PHOTOMETRIC MULTIPLICATION FACTORS

Lumen output values fluctuate based on Color Temperature and Luminaire Wattage/Output. To estimate lumen output of these various options, multiply 3000K results by the following:

CCT MULTIPLIERS				OUTPUT MULTIPLIERS	
CCT	STD CRI	HIGH CRI	CRISP WHITE	10W/SERIES 1	20W/SERIES 3
2700K	.949	.842	N/A	.517	.719
3000K	N/A	.872	.568		
3500K	1.02	.895	N/A		
4000K	1.04	.916	N/A		

DATE

PROJECT

TYPE

OTL84C SERIES | Gallery Cylinder Luminaire with 0-10V Dimming Track System Adapter

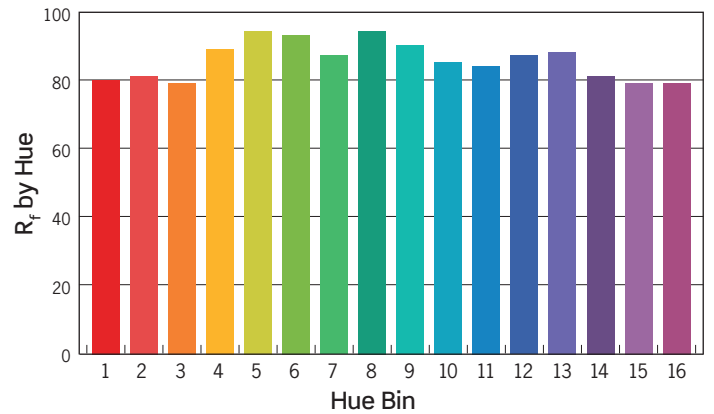
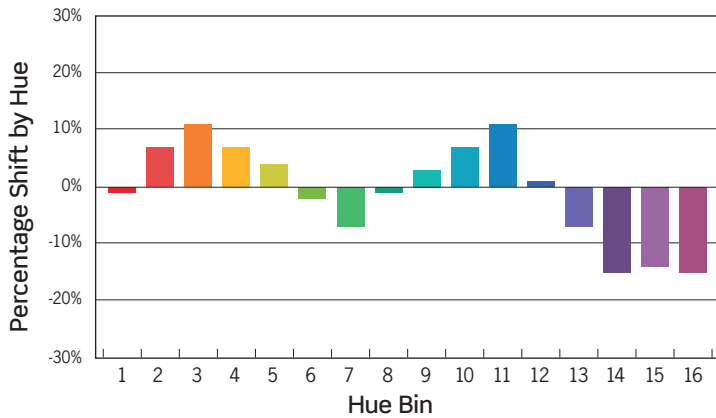
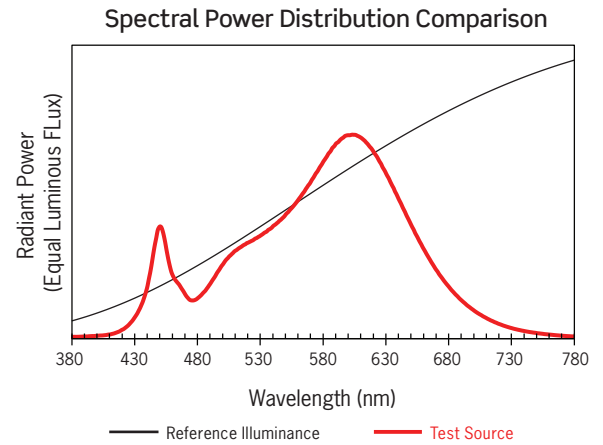
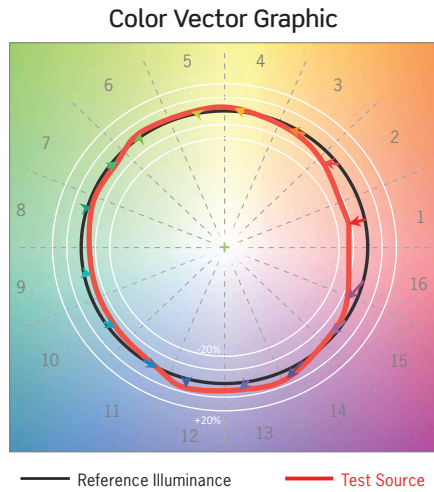
PHOTOMETRICS

TM-30 DATA: NCTL84C3F3CD

ANSI/IES TM-30-18 Color Rendition Report Test No. S24012601

Colors are for visual orientation purposes only

R_f	86
R_g	96
CCT(K)	3066K
D_{uv}	0.0001
u^l	0.2483
v^l	0.5201



HUE BIN	1	2	3	4	5	6	7	8	9	10	11	12	13	14	15	16
HUE SHIFT	-1%	7%	11%	7%	4%	-2%	-7%	-1%	3%	7%	11%	1%	-7%	-15%	-14%	-15%
R _f VALUE	80	81	79	89	94	93	87	94	90	85	84	87	88	81	79	79

Colors are for visual orientation purposes only