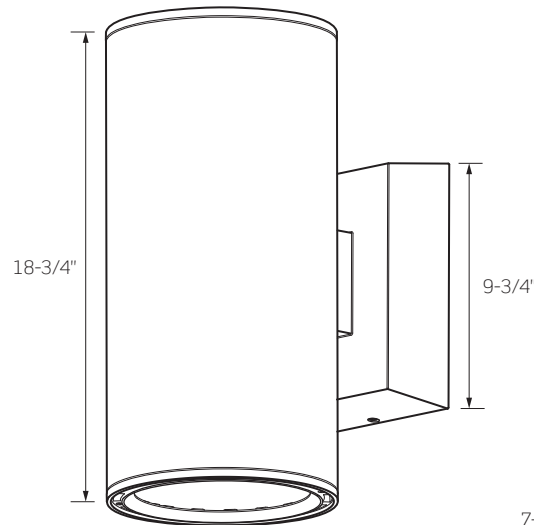


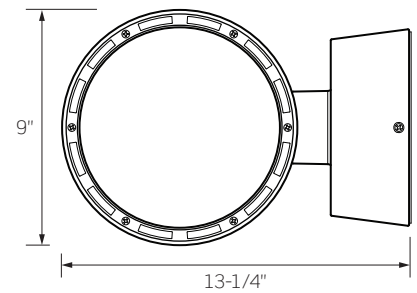
CY9 WM SERIES | 9-Inch Round Indoor/Outdoor Round Cylinders: Wall Mount



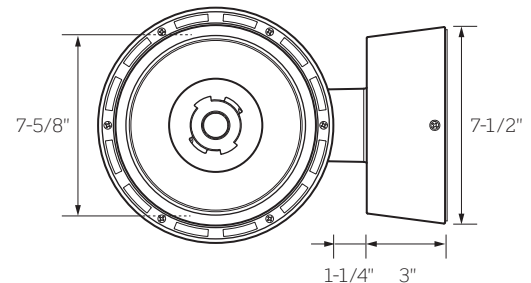
Wall Mount Luminaires
may be installed in the Up
or Down orientation



Top View: Indoor/Outdoor



Bottom View: Indoor/Outdoor



	CY91	CY92	CY93	CY94	CY95
WATTAGE	36W	48W	56W	70W	85W
LUMEN OUTPUT ¹	4000Lm	5000Lm	6000Lm	7000Lm	8300Lm
COLOR TEMPERATURE	2700K / 3000K / 3500K / 4000K				
CRI	83 (80min) / 90+				
REFLECTOR BEAM	22° Spot / 42° Narrow / 69° Medium / 77° Wide				
REFLECTOR FINISHES	Clear Alzak (Spot, Narrow Medium) / Platinum (Medium, Wide)				
CYLINDER FINISHES	Matte Black / Satin Bronze / Matte White / Matte Silver / Custom Colors Available				
DRIVER INPUT WATTAGE	36W	48W	56W	70W	85W
DRIVER INPUT VOLTAGE	120V – 277V, 50/60Hz				
DIMMING TYPE	120V Forward/Reverse Phase (for CY91 or CY92 [36W or 48W] Luminaires Only) 120V – 277V 0-10V (for all Wattages)				
LISTINGS	cCSAus Certified; Suitable for Damp/Dry or Wet Locations Cylinders must be installed per specific product installation instructions and all appropriate NEC Codes ENERGY STAR® Certified				
WARRANTY	Five (5) year replacement after date of purchase				
SYSTEM RATING	50,000 Hours @ 70% Lumen Maintenance				

1. Approximate lumen output based on 3000K performance; see photometric test results for additional information

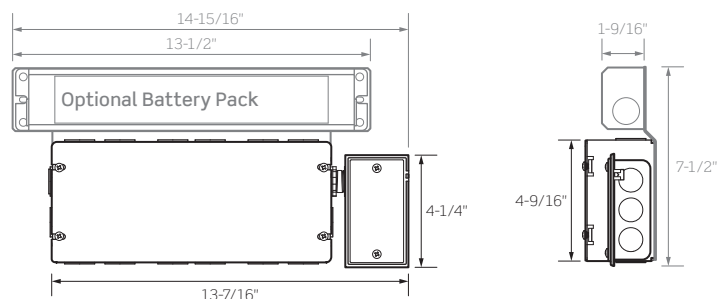
CY9 WM SERIES | 9-Inch Round Indoor/Outdoor Round Cylinders: Wall Mount

ORDERING INFORMATION

Example Order: CY9330KMVDWXWPL-B

Luminaire	CCT/CRI	Electrical/Dimming	Mounting	Mntg Location	Reflector	Finish
CY91 36W / 4000lm CY92 48W / 5000lm CY93 56W / 6000lm CY94 70W / 7000lm CY95 85W / 8300lm	83 (80min) CRI 27K 2700K 30K 3000K 35K 3500K 40K 4000K 90 CRI 27KC 2700K 30KC 3000K 35KC 3500K 40KC 4000K	For CY91 or CY92 (36W or 48W) Luminaires Only MVD 120V Forward/Reverse Phase Dimming 120-277V 0-10V Dimming For CY93, CY94, and CY95 (56W, 70W and 85W) Luminaires Only MVD2 120-277V 0-10V Dimming	W² Wall Mount <i>May be installed in the Up or Down orientation</i>	X² Exterior/Wet Loc.	Clear Alzak SCLR 22° Spot NCLR 42° Narrow MCLR 69° Medium Platinum MPL 69° Medium WPL 77° Wide	B Matte Black BZ Satin Bronze P Matte White S Matte Silver CC³ Custom Color

Battery and Remote Enclosure ⁴
None, Leave Blank RDB⁵ Remote Driver and Battery Pack



RDB: Remote Driver & Battery Pack
 Battery Flexible Conduit Whips Not Pictured
RD: Remote Driver Enclosure

- Wall Mount Luminaire must be ordered for Exterior/Wet (X) Locations, regardless of mounting location
- Custom Color Finishes available; consult factory for pricing, minimum order quantities and lead time
- For Wet Location Cylinders ordered with RD/RDB Remote Enclosures, the RD/RDB Enclosure **must** be mounted in Dry/Damp Locations and the Cylinder Luminaire may be mounted in Wet Locations
- For CY93, CY94, and CY95 Series (56W, 70W, and 85W), the RDB enclosure must be surface mounted

PRODUCT SPECIFICATIONS

CONSTRUCTION

- Specification Grade 9-inch diameter Aluminum Housing for indoor and outdoor applications
- Suitable for Dry/Damp (indoor) or Wet (outdoor) location types
- Bracket support for hands-free wiring
- May be installed in the Up or Down orientation

PERFORMANCE SUMMARY

- Select from 2700K, 3000K, 3500K and 4000K Color Temperatures; CRI of 80 min., 83 typical; high CRI of 90+ available
- Excellent fixture-to-fixture color consistency within a 3-step MacAdam Ellipse tolerance
- Clear Alzak Reflector is available in 22° Spot, 42° Narrow and 69° Medium beam distributions
- Platinum Reflector is available in a 69° Medium and 77° Wide beam distributions

- Optics have been optically engineered to provide a smooth uniform beam, maximizing output and minimizing glare
- Battery Backup option provides 90-minutes of power
- UL8750 and Class 2 compliant: RoHS compliant, U.S. only
- Output over voltage, over current and short circuit protected
- CY9 Cylinders are available for non-dimming and dimming applications; for dimmer compatibility, refer to Dimming Specification sheet

CY9 SERIES | 9-Inch Round Indoor/Outdoor Cylinders: Photometry

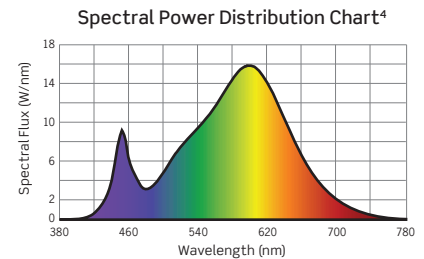
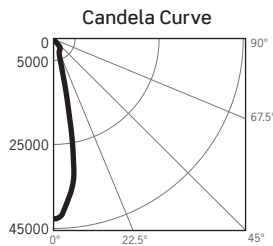
PHOTOMETRIC DATA: CLEAR REFLECTORS

CY9530KMVDCSLR: 3000K SPOT CLEAR ALZAK

LM-63 Test No. G18102401; LM-79 Test No. S18110103

Fixture Delivered Lumens: 8497.9
Total Watts@120V: 85.8
Lumens Per Watt: 99.0
Center Beam Candle Power: 42681
Beam Distribution: 22.0°
Spacing Criterion: 0.34
Color Rendering Index (CRI)¹: 80.5
Color Temperature (CCT)²: 3152K
Designed for 50,000 Hour Lamp Life³

Intensity Distribution		
DISTANCE (FT.)	FOOTCANDLES (FC)	BEAM DIA. (FT.)
4 FT	2667.6	1.6
6 FT	1185.6	2.3
8 FT	666.9	3.1
10 FT	426.8	3.9
12 FT	296.4	4.7
14 FT	218.8	5.4

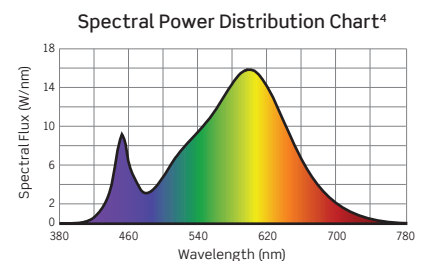
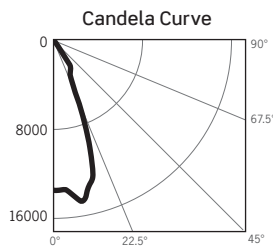


CY9530KMVDCNCLR: 3000K NARROW CLEAR ALZAK

LM-63 Test No. G18102402; LM-79 Test No. S18110103

Fixture Delivered Lumens: 8089.1
Total Watts@120V: 85.8
Lumens Per Watt: 94.3
Center Beam Candle Power: 13473
Beam Distribution: 42.0°
Spacing Criterion: 0.62
Color Rendering Index (CRI)¹: 80.5
Color Temperature (CCT)²: 3152K
Designed for 50,000 Hour Lamp Life³

Intensity Distribution		
DISTANCE (FT.)	FOOTCANDLES (FC)	BEAM DIA. (FT.)
4 FT	842.1	3.1
6 FT	374.2	4.6
8 FT	210.5	6.1
10 FT	134.7	7.7
12 FT	93.6	9.2
14 FT	68.7	10.8

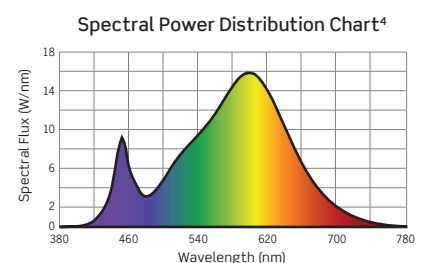
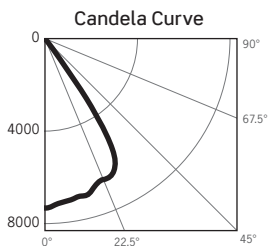


CY9530KMVDCMCLR: 3000K MEDIUM CLEAR ALZAK

LM-63 Test No. G18102403; LM-79 Test No. S18110103

Fixture Delivered Lumens: 7928.6
Total Watts@120V: 85.8
Lumens Per Watt: 92.4
Center Beam Candle Power: 7334
Beam Distribution: 68.8°
Spacing Criterion: 0.98
Color Rendering Index (CRI)¹: 80.5
Color Temperature (CCT)²: 3152K
Designed for 50,000 Hour Lamp Life³

Intensity Distribution		
DISTANCE (FT.)	FOOTCANDLES (FC)	BEAM DIA. (FT.)
4 FT	458.4	5.5
6 FT	203.7	8.2
8 FT	114.6	10.9
10 FT	73.3	13.7
12 FT	50.9	16.4
14 FT	37.4	19.1



1. Accuracy of Rendering Colors 2. Color Appearance of Light Source 3. Dependent on Surrounding Temperatures 4. Colors Present within the Light Source

PHOTOMETRIC MULTIPLICATION FACTORS

Lumen output values fluctuate based on Color Temperature, Luminaire Wattage/Output and Trim Selection. To estimate lumen output of these various options, multiply 3000K results by the following:

CCT MULTIPLIERS		
CCT	STANDARD CRI	HIGH (90+) CRI
2700K	0.95	0.74
3000K	1.00	0.85
3500K	1.03	0.89
4000K	1.07	0.92

OUTPUT MULTIPLIERS	
SERIES	MULTIPLIER
36W/SERIES 1	0.47
48W/SERIES 2	0.61
56W/SERIES 3	0.70
70W/SERIES 4	0.86

CY9 SERIES | 9-Inch Round Indoor/Outdoor Cylinders: Photometry

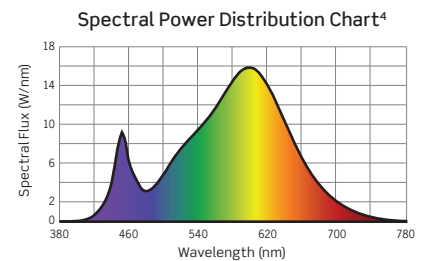
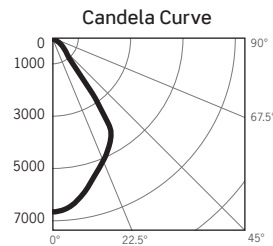
PHOTOMETRIC DATA: PLATINUM REFLECTORS

CY9530KMVDCMPL: 3000K MEDIUM PLATINUM

LM-63 Test No. G181024041; LM-79 Test No. S18110104

Fixture Delivered Lumens: 7362.6
Total Watts@120V: 85.8
Lumens Per Watt: 85.8
Center Beam Candle Power: 6671
Beam Distribution: 68.8°
Spacing Criterion: 0.99
Color Rendering Index (CRI)¹: 80.6
Color Temperature (CCT)²: 3162K
Designed for 50,000 Hour Lamp Life³

DISTANCE (FT.)	FOOTCANDLES (FC)	BEAM DIA. (FT.)
4 FT	417.0	5.5
6 FT	185.3	8.2
8 FT	104.2	11.0
10 FT	66.7	13.7
12 FT	46.3	16.4
14 FT	34.0	19.2

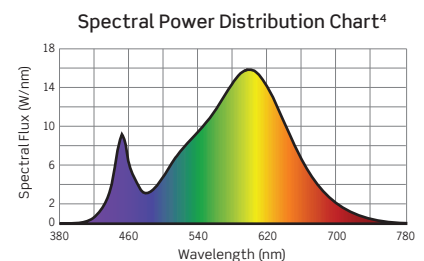
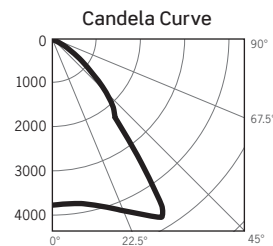


CY9530KMVDCWPL: 3000K WIDE PLATINUM

LM-63 Test No. G18102405; LM-79 Test No. S18110104

Fixture Delivered Lumens: 8019.2
Total Watts@120V: 85.8
Lumens Per Watt: 93.5
Center Beam Candle Power: 3757
Beam Distribution: 77.0°
Spacing Criterion: 1.22
Color Rendering Index (CRI)¹: 80.6
Color Temperature (CCT)²: 3162K
Designed for 50,000 Hour Lamp Life³

DISTANCE (FT.)	FOOTCANDLES (FC)	BEAM DIA. (FT.)
4 FT	234.8	6.4
6 FT	104.4	9.5
8 FT	58.7	12.7
10 FT	37.6	15.9
12 FT	26.1	19.1
14 FT	19.2	22.3



1. Accuracy of Rendering Colors 2. Color Appearance of Light Source 3. Dependent on Surrounding Temperatures 4. Colors Present within the Light Source

PHOTOMETRIC MULTIPLICATION FACTORS

Lumen output values fluctuate based on Color Temperature, Luminaire Wattage/Output and Trim Selection. To estimate lumen output of these various options, multiply 3000K results by the following:

CCT MULTIPLIERS		
CCT	STANDARD CRI	HIGH (90+) CRI
2700K	0.95	0.74
3000K	1.00	0.85
3500K	1.03	0.89
4000K	1.07	0.92

OUTPUT MULTIPLIERS	
SERIES	MULTIPLIER
36W/SERIES 1	0.47
48W/SERIES 2	0.61
56W/SERIES 3	0.70
70W/SERIES 4	0.86

CY9 SERIES | 9-Inch Round Indoor/Outdoor Cylinders: Dimming Specifications

DIMMING SPECIFICATIONS

- Incandescent 120V AC Dimmers adjust the light with Forward Phase Control, where the Dimmer “chops” the forward part of the AC Wave to deliver less or more power to the light source. No neutral wire connection required.
- Electronic Low Voltage 120VAC Dimmers adjust the light with Reverse Phase Control, where the dimmer “chops” the back part of the AC Wave to deliver less or more power to the light source. Neutral wire connection required.
- 0-10V DC Low Voltage Dimmers operate using two (2) low voltage dimming wires that are separate from the 120V or 277V AC power. The Dimmer sends a variable output voltage to the luminaire based upon the dimming level. 10V Corresponds to undimmed operation, 5V to 50% and so on. Switching On/Off is controlled with the Line Voltage Power Input (120V or 277V AC) to the Dimmer and then dimming operation is controlled with the 0-10V DC low voltage wiring connection between the Dimmer and the LED Driver. The control signal runs on two (2) low voltage control wires (color coded Purple and Pink/Gray).
- Lutron EcoSystem Drivers provide continuous dimming from 1%-100%. For a complete list of compatible dimmers and controls, please visit www.lutron.com

MVD Dimming Option: 120V Forward/Reverse Phase¹ and 0-10V Dimming

Manufacturer	Product	Light Output	Manufacturer	Product	Light Output
Leviton	IPI06-1LZ	2% - 100%	Lutron	DVCL-153P	4% - 99%
Leviton	6631-2	1% - 100%	Lutron	DV600P	9% - 99%
Leviton	VPE06	14% - 99%	Lutron	MAW600	N/A
Leviton	6673-10W	N/A	Lutron	TGCL-153P	9% - 99%
Leviton	6683-IW	9% - 98%	Lutron	S600P	4% - 99%
Leviton	VPI06	N/A	Lutron	DVELV303P	10% - 99%
Leviton	6161	22% - 98%	Lutron	SELV300P	11% - 98%
Leviton	6633-P	3% - 98%	Lutron	TG-600P	19% - 98%
Leviton	IPE04	9% - 98%	Lutron	GL-600P	N/A
Cooper	DLC03P	4% - 98%	Lutron	LG600P	9% - 98%
Cooper	SLC03P	2% - 98%	Lutron	CT103P	14% - 98%
Cooper	DAL06P	1% - 98%	Lutron	DV603P	N/A
Lightolier	ZP260QEW	11% - 98%	Lutron	MAELV600	17% - 99%
Lutron	S-603PG	7% - 99%	Lutron	FAELV500	17% - 99%

1. 277V Phase Dimming is not available

NOTES

1. Testing was performed with a single fixture connected to dimmer
2. Testing has been performed on these dimmers, but this does not imply any warranty of compatibility
3. Dimming performance can be influenced by different loads, as well as variations in dimmer switches within the same model
4. Dimmer maximum load rating with LED may differ from published traditional source dimmer ratings. Consult manufacturer for maximum dimmer information
5. Consult factory for additional dimming information