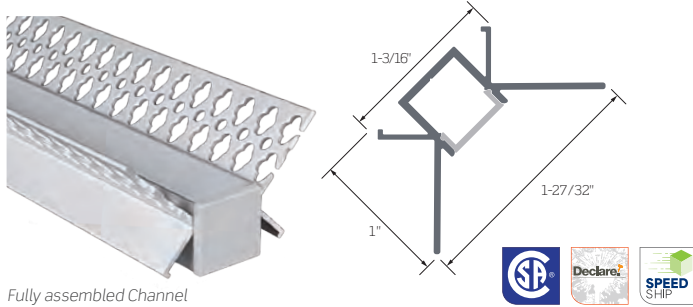


Specflex Architectural Strip Light

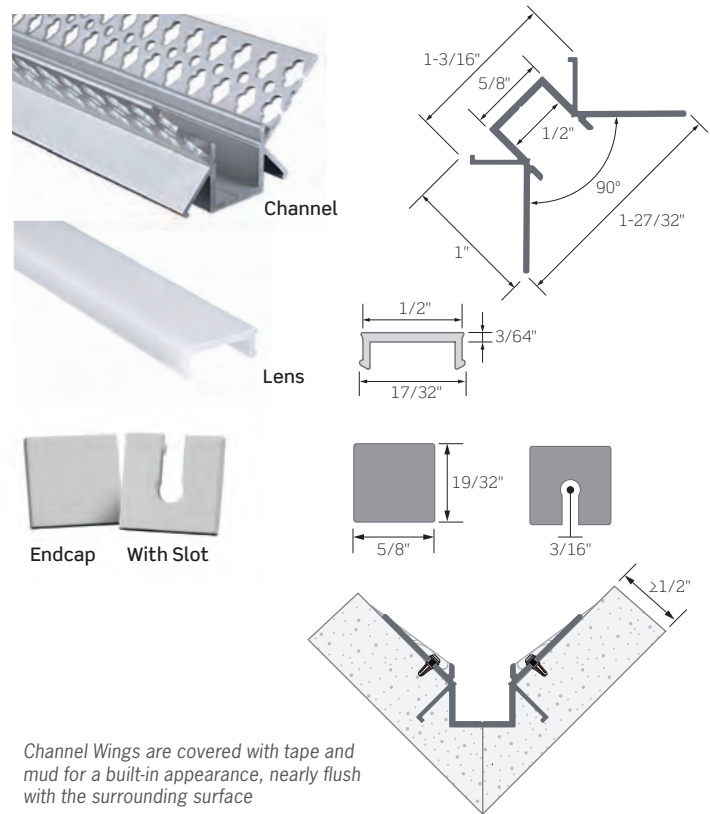
AFEX1315DIN SERIES | Interior Corner Mud-In Mounting Channel



Fully assembled Channel

Interior Corner Mud-In Mounting Channel:
crisp, seamless interior corners

- Designed to be installed directly into drywall (1/2-inch thickness or greater); channel wings are covered with tape and mud for a built-in appearance, nearly flush with the surrounding surface
- Available in 4- or 6-foot (48- or 72-inch) lengths
- Compatible with Static White and Monochrome Color Dry Location Specflex Strip Lights
- Field cuttable, Anodized Satin Aluminum
- Provides thermal management and heat dissipation for the Strip Light while ensuring a clean, straight run
- Frosted Diffusion Lens softens glare and removes pixelation while protecting the Strip Light from dust, debris, and moisture, ordered separately
- ABS Grey Plastic Endcaps are ordered individually. For the power feed, either drill a hole in the channel for the back feed and use flat Endcaps on both ends, or use Endcaps with Slot or Hole for inline feed when appropriate
- Channels and accessories are Declare Compliant



Channel Wings are covered with tape and mud for a built-in appearance, nearly flush with the surrounding surface

ORDERING INFORMATION

Mounting Channel	Length
AFEX1315DIN Interior Corner Mud-In Mounting Channel	48 4-Ft. (48-Inches) 72 6-Ft. (72-Inches)

Finish
S Anodized Satin Aluminum

Example Order:

- AFEX1315DIN48-S 48-Inch Mounting Channel
- AFL1315D48-FR (1) 48-Inch Frosted Diffusion Lens
- AFEX1315D-EC (1) Solid End Cap
- AFEX1315D-ECS (1) End Cap with Slot

Lenses
AFL1315D48-FR 4-Ft. (48-In.) Frosted Diffusion Lens
AFL1315D72-FR 6-Ft. (72-In.) Frosted Diffusion Lens

Solid End Cap
AFEX1315D-EC Solid End Cap, Grey

End Cap with Slot
AFEX1315D-ECS End Cap with Slot, Grey

COMPATIBLE STRIP LIGHT

Compatible Tape Light details and ordering information can be found on Page 2. Mud-In Channel Series not compatible with RGB, RGBW, TLT Series, or any Wet Location Strip Light. Only Universal Screw Tight Connectors are compatible with the Mud-In Channel Series.

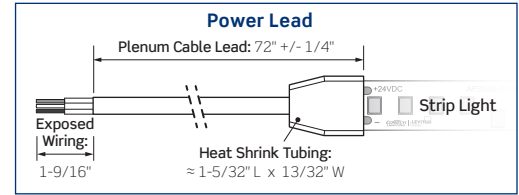
IP20 DRY LOC.	PART NUMBER	DESCRIPTION
	AFSS48	Medium Density Static White
	AFSS48-7H	High Efficacy Static White
	AFSS73	High Density Static White
	AFSSCN	Continuous COB Static White
	AFSS42	Static Mono-Color

Specflex Architectural Strip Light
AFEX1315DIN SERIES | Interior Corner Mud-In Mounting Channel

STRIP LIGHT ORDERING INFORMATION

Ordering information is for Full Reels. Custom Length ordering information can be found on individual Specflex Strip Light specification sheets.

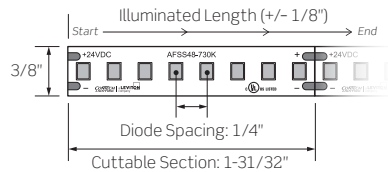
- Full Reels are available in the Max Run Length for each available Wattage for the specific Strip Light
- Each Reel has a 72-inch (6 Ft.) soldered Lead sheathed in a Plenum Rated Cable at the start of the length; additional Plenum Rated Cable available (ordered separately)
- Reels can be cut in the field to desired length at the indicated cut points



AFSS48 Medium Density Static White, 48 LEDs/Ft. IP20 Dry Location



Slight Pixelation



	AFSS48-2	AFSS48-3	AFSS48-5	AFSS48-7
WATTAGE	2W/Ft	3W/Ft	5W/Ft	7W/Ft
LUMEN OUTPUT	247Lm/Ft	364Lm/Ft	580Lm/Ft	777Lm/Ft
CCT/CRI	2700K/3000K/3500K/4000K 95+, R9 >84			

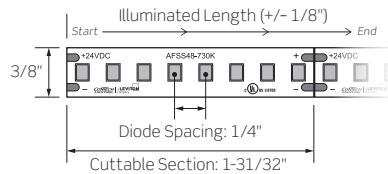
Example Order: AFSS48-535K-R

Wattage/Reel Length	CCT/CRI	Unit
AFSS48-2 2W/Ft 32.8 Ft Reel	95+ CRI	R Full Reel with Power Lead
AFSS48-3 3W/Ft 26.2 Ft Reel	27K 2700K	
AFSS48-5 5W/Ft 21.3 Ft Reel	30K 3000K	
AFSS48-7 7W/Ft 16.4 Ft Reel	35K 3500K 40K 4000K	

AFSS48-7H High Efficacy Static White, 48 LEDs/Ft. IP20 Dry Location



Slight Pixelation



	AFSS48-7H
WATTAGE	7W/Ft
LUMEN OUTPUT	910 Lm/Ft
CCT/CRI	2700K/3000K/3500K/4000K 95+, R9 >84

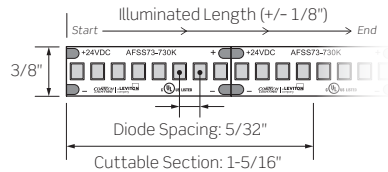
Example Order: AFSS48-7H35K-R

Wattage/Reel Length	CCT/CRI	Unit
AFSS48-7H 7W/Ft 16.4 Ft Reel	90+ CRI	R Full Reel with Power Lead
	27K 2700K	
	30K 3000K	
	35K 3500K 40K 4000K	

AFSS73 High Density Static White, 73 LEDs/Ft. IP20 Dry Location



No Pixelation



	AFSS73-3	AFSS73-5	AFSS73-7
WATTAGE	3W/Ft	5W/Ft	7W/Ft
LUMEN OUTPUT	123Lm/Ft	119Lm/Ft	117Lm/Ft
CCT/CRI	2700K/3000K/3500K/4000K 95+, R9 >84		

Example Order: AFSS73-535K-R

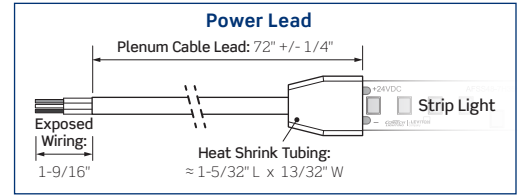
Wattage/Reel Length	CCT/CRI	Unit
AFSS73-3 3W/Ft 26.2 Ft Reel	95+ CRI	R Full Reel with Power Lead
AFSS73-5 5W/Ft 21.3 Ft Reel	27K 2700K	
AFSS73-7 7W/Ft 16.4 Ft Reel	30K 3000K	
	35K 3500K 40K 4000K	

Specflex Architectural Strip Light
AFEX1315DIN SERIES | Interior Corner Mud-In Mounting Channel

STRIP LIGHT ORDERING INFORMATION, CONTINUED

Ordering information is for Full Reels. Custom Length ordering information can be found on individual Specflex Strip Light specification sheets.

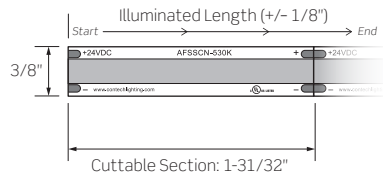
- Full Reels are available in the Max Run Length for each available Wattage for the specific Strip Light
- Each Reel has a 72-inch (6 Ft.) soldered Lead sheathed in a Plenum Rated Cable at the start of the length; additional Plenum Rated Cable available (ordered separately)
- Reels can be cut in the field to desired length at the indicated cut points



AFSSCN Continuous COB Static White IP20 Dry Location



No Pixelation



	AFSSCN-5
WATTAGE	4.6W/Ft
LUMEN OUTPUT	432 Lm/Ft
CCT/CRI	2100K/2400K/2700K/3000K/3500K/4000K 90+

Example Order: AFSSCN-530K-R

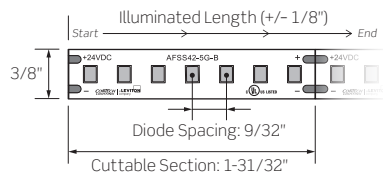
Wattage/Reel Length	CCT/CRI	Unit
AFSSCN-5 4.6W/Ft 16.4 Ft Reel	90+ CRI 21K 2100K 24K 2400K 27K 2700K 30K 3000K 35K 3500K 40K 4000K	R Full Reel with Power Lead

AFSS42 Static Mono-Color, 48 LEDs/Ft. IP20 Dry Location



Colors appear when strip is illuminated

Slight Pixelation



	AFSS42-5R	AFSS42-5G	AFSS42-5B	AFSS42-5A
WATTAGE	5W/Ft	5W/Ft	5W/Ft	5W/Ft
COLOR	RED	GREEN	BLUE	AMBER
LUMEN OUTPUT	193Lm/Ft	697Lm/Ft	135Lm/Ft	231Lm/Ft
WAVELENGTH	620-625nm	525-535nm	465-470nm	585-590nm

Example Order: AFSS42-5B-R

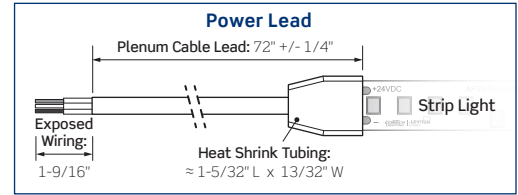
Wattage/Reel Length	Color	Unit
AFSS42-5 5W/Ft 21.3 Ft Reel	R Red G Green B Blue A Amber	R Full Reel with Power Lead

Specflex Architectural Strip Light
AFEX1315DIN SERIES | Interior Corner Mud-In Mounting Channel

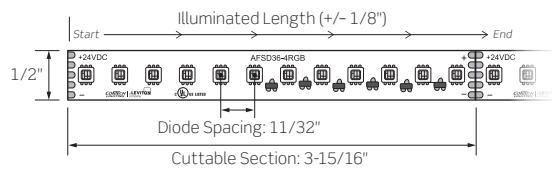

STRIP LIGHT ORDERING INFORMATION, CONTINUED

Ordering information is for Full Reels. Custom Length ordering information can be found on individual Specflex Strip Light specification sheets.

- Full Reels are available in the Max Run Length for each available Wattage for the specific Strip Light
- Each Reel has a 72-inch (6 Ft.) soldered Lead sheathed in a Plenum Rated Cable at the start of the length; additional Plenum Rated Cable available (ordered separately)
- Reels can be cut in the field to desired length at the indicated cut points



AFSD36-4RGB Dynamic Color RGB, 36 LEDs/Ft. IP20 Dry Location



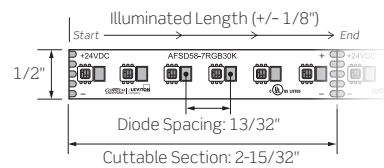

Dynamic color output using individual RGB (Red, Green, and Blue) diodes in each LED

AFSD36-4RGB			
WATTAGE	4.4W/Ft		
LUMEN OUTPUT	179 Lm/Ft		
COLOR	RED	GREEN	BLUE
WAVELENGTH	620-625nm	525-535nm	465-470nm
LUMENS/COLOR	32Lm/Ft	123Lm/Ft	30Lm/Ft

Example Order: AFSD36-4RGB

Wattage/Reel Length	Unit
AFSD36-4RGB 4.4W/Ft 22.6 Ft Reel	R Full Reel with Power Lead

AFSD58-7RGBW Dynamic Color RGBW, 58 LEDs/Ft. IP20 Dry Location




Dynamic color output using individual RGB (Red, Green, and Blue) diodes in each LED plus one (1) White LED in 2700K or 3000K at 95+ CRI

AFSD58-7RGBW				
WATTAGE	7W/Ft			
LUMEN OUTPUT	374 Lm/Ft			
COLOR	WHITE	RED	GREEN	BLUE
WAVELENGTH	N/A	620-625nm	525-535nm	465-470nm
LUMENS/COLOR	176 Lm/Ft	32 Lm/Ft	135 Lm/Ft	35 Lm/Ft

Example Order: AFSD58-7RGBW

Wattage/Reel Length	CCT/CRI	Unit
AFSD58-7RGBW 7W/Ft 16.4 Ft Reel	95+ CRI 27K 2700K 30K 3000K	R Full Reel with Power Lead

CMP Plenum Rated Cable



- Bare Copper conductors for excellent conductivity and low voltage drop
- Field cuttable

Example Order: CMP-2C-20

Plenum Rated Cable	Length	Quantity	Length
CMP-2C Two Conductor	10 10-Feet	30	30-Feet
CMP-4C Four Conductor	15 15-Feet	50	50-Feet
CMP-5C Five Conductor	20 20-Feet	100	100-Feet

Specflex Architectural Strip Light
AFEX1315DIN SERIES | Interior Corner Mud-In Mounting Channel

POWER SUPPLY ORDERING INFORMATION

TLP24VHW Series



- Hardwire Constant Voltage Driver
- 120VAC/24VDC
- Includes stripped and tinned wire pigtails on the input and output sides
- 1-Foot Wire Leads
- Class 2 Recognized
- **MUST BE MAINTAINED WITHIN AN ENCLOSURE THAT MEETS LOCAL BUILDING CODES AND NEC (SUPPLIED BY OTHERS)**

Power Supply/Wattage	
TLP24VHW20	20W 120VAC/24VDC 5-3/4" L x 1-1/2" W x 1-1/4" D
TLP24VHW60	60W 120VAC/24VDC 6-1/3" L x 1-3/4" W x 1-1/4" D
TLP24VHW96	96W 120VAC/24VDC 8-3/4" L x 2-2/3" W x 1-1/2" D

L3D0 Series



- Hi-lume Premier 0.1% EcoSystem/3-Wire Constant Voltage 24V Driver with Soft-on, Fade-to-Black
- Class 2 Enclosed 96W Constant Voltage Driver
- Universal 120 – 277VAC Input/24VDC Output
- Dimming down to 0.1% with compatible controls
- Output wattage range up to 96W maximum

Power Supply/Wattage	
L3D0-96W24V-U	96W 120-277VAC 5-1/2" W x 2" H x 10-1/2" L

TLP24VHW MVD Enclosed Series



- 120-277VAC Input/24VDC Output Class 2 Constant Voltage Enclosed Driver Hardwire Power Supply
- Phase and 0-10V Dimming deliver smooth, flicker free linear dimming down to 1% with most LEDs and a wide variety of compatible dimmers
- Dim-to-Off when used with a 0-10V Dimmer
- No minimum load requirement
- Over voltage, over current, over temperature, and short-circuit protection

Power Supply/Wattage	
TLP24VHW60MVD-ENC	60W 8" L x 3-3/8" W x 1-1/4" D
TLP24VHW100MVD-ENC	96W 8-1/4" L x 4-1/8" W x 1-1/2" D

TLP24VHW MV/MVD2 Enclosed Series



- 120 – 277VAC/24VDC Dimming and Non-dimming Hardwire Class 2 Constant Voltage Drivers
- No minimum load requirement
- Enclosure is UL Listed with built-in junction boxes
- 0-10V Dimming driver delivers smooth flicker free linear dimming down to 1% with a wide variety of compatible dimmers
- Auto-reset protection for short circuit and over temperature; over load protection in CC mode

Power Supply/Wattage	
TLP24VHW60MV-ENC	60W Non-Dimming Driver 12-1/8" L x 2-3/8" W x 1-3/8" D
TLP24VHW96MV-ENC	96W Non-Dimming Driver 12-1/8" L x 2-3/8" W x 1-3/8" D
TLP24VHW60MVD2-ENC	60W 0-10V Dimming Driver 12-1/8" L x 2-3/8" W x 1-3/8" D
TLP24VHW96MVD2-ENC	96W 0-10V Dimming Driver 12-1/8" L x 2-3/8" W x 1-3/8" D

TLP24VP Series



- 120VAC Input/24VDC Output Plug-In Power Supply
- Includes AC Wall Plug and Female Power Output Barrel Plug for easy installation
- Barrel connectors do not fit through the ECH or ECS endcaps
- Class 2 listed

Power Supply/Wattage	
TLP24VP36	36W 4-1/4" L x 2" W x 1-3/8" H
TLP24VP60	60W 4-1/2" L x 2" W x 1-3/8" H
TLP24VP96	96W 6-1/8" L x 2-3/8" W x 1-1/2" H


Specflex Architectural Strip Light
AFEX1315DIN SERIES | Interior Corner Mud-In Mounting Channel

CONTROLLER ORDERING INFORMATION

UNIVERSAL CONTROLLERS & ACCESSORIES

DMX-DE3-4M

RGB/RGBW Touch Panel DMX512/eDMX Wall Mount Controller



Controller	Finish
DMX-DE3-4M Touch Panel DMX512/eDMX Wall Mount Controller with Power Adapter 4-3/16" W x 5-3/4" H x 7/16" D	B Black W White

- Mounts to a single- or double-gang electrical box, Power Adapter included
- Touch Control Interface controls color, color mixing, brightness, and speed
- Connects with TLPINT DMX Decoder to control Specflex Strip Lights
- Multi-room Control with 10 Zones, 500 Scenes, 1024 DMX Addresses (two [2] Universes), and Remote Device Management (RDM)
- Windows/Mac Software to set dynamic colors/effects; iOS/Android remote and programming apps
- Black or White Finish
- Indoor use only, not listed for Wet Locations

TLPRTW: 4-Channel Power Repeater



Repeater
TLPRTW 4-Channel Power Repeater 5-5/16" L x 1-3/4" W x 1-1/8" D

- Enables synchronized PWM signal control of multiple runs from one controller
- Use with Non-dimming Drivers
- Not UL Listed for outdoor use

TLPINT: DMX 512 CV Decoder



Decoder
TLPINT DMX 512 CV Decoder 6-3/16" L x 3-1/8" W x 1-5/8" D

- Designed to convert Universal DMX 512 Signal to PWM Signal when used with a DMX 512 Console
- Use with Non-Dimming Strip Light Power Supplies/Drivers
- Not UL listed for outdoor use

TLPRGBRF: Dimming Controller with RF Remote Control



Controller
TLPRGBRF Dimming Controller with RF Remote 8-3/8" L x 1-5/8" W x 1-3/16" D

- Pre-programmed functions including Color Strobe, 3-Channel Color Change, and Gradual Brightness Change
- Includes two (2) programmable presets
- Use with Non-dimming Drivers
- Not UL Listed for outdoor use

RGB/RGBW CONTROLLERS

TLP-UB4: Touch Panel DMX/Bluetooth Wall Mount Controller



Controller
TLP-UB4 RGB/RGBW Touch Panel DMX and Bluetooth Programmable Wall Mount Controller 5-5/16" L x 1-3/4" W x 1-1/8" D

- DMX512 Wall mounted Controller mounts to a single-gang electrical box
- Touch Control Interface to control color mixing, brightness, and more
- Connects with DMX Decoder (TLPINT Series) to control Specflex RGB and RGBW Strip Lights
- Four (4) Zones, Four (4) scenes, and 16 pre-programmed modes
- iOS and Android Compatible control app
- Indoor use only, not listed for Wet Locations

TLPRGBWRF: 28-Key Remote Controller



Controller
TLPRGBWRF 28-Key Remote Controller 6-7/8" L x 1-3/4" W x 1-3/16" D

- Eight (8) Key RF Remote for color, speed, and brightness control
- Seven (7) programmable scenes
- 20 AMP Max.

TLPRGBWTC: Dial Touch Controller



Controller
TLPRGBWTC Touch Controller 6-7/8" L x 1-3/4" W x 1-3/16" D

- Color is selected using the color wheel; plus speed and brightness control
- Pre-selected modes: eight (8) Static Color presets, four (4) Dynamic Color presets
- 20 AMP Max.