

**SpecFlex** | **AFSD36 Wet Location Series**  
 Architectural Strip Lighting | RGB, 36 LEDs per foot

**PHOTOMETRICS**

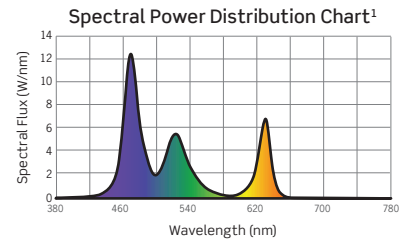
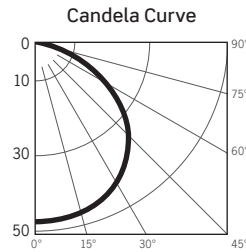
**AFSD36-4RGB-7 ALL ON: 24V Wet Location SpecFlex RGB Strip Light**

4W/Ft, 36LEDs/Ft, 1-Foot Strip

Fixture Delivered Lumens: 143.8  
 Total Watts@24V: 4.3  
 Lumens Per Watt: 33.4  
 Center Beam Candle Power: 48  
 Beam Distribution: 115°  
 Spacing Criterion: 1.33

LM-63 Test No. G24011603  
 LM-79 Test No. S22050201

Intensity Distribution		
DISTANCE (FT.)	FOOTCANDLES (FC)	BEAM DIA. (FT.)
2 FT	11.9	6.3
4 FT	3.0	12.7
6 FT	1.3	19.0
8 FT	0.7	25.3
10 FT	0.5	31.6
12 FT	0.3	37.9



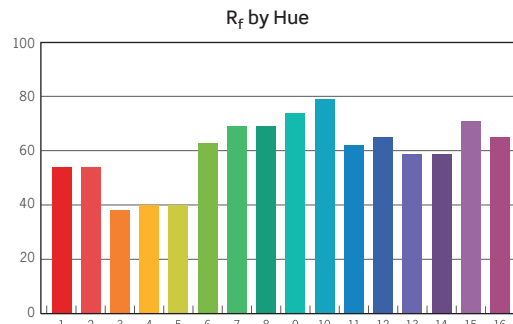
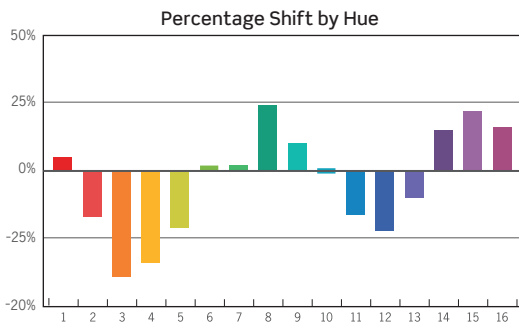
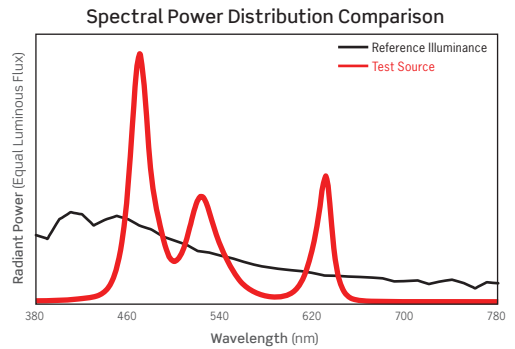
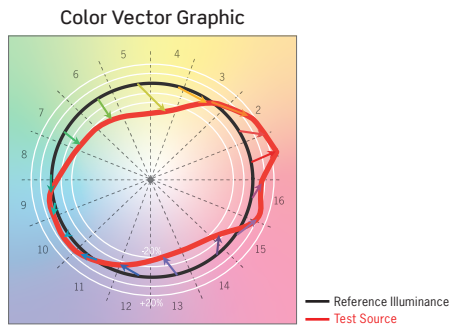
1. Colors Present within the Light Source

**AFSD36-4RGB-7 ALL ON TM-30 DATA**

ANSI/IES TM-30-18 Color Rendition Report Test No. S22050606

Colors are for visual orientation purposes only

R <sub>f</sub>	59
R <sub>g</sub>	87
CCT (K)	16854K
D <sub>uv</sub>	0.0291
u'	0.1574
v'	0.4344



HUE BIN	1	2	3	4	5	6	7	8	9	10	11	12	13	14	15	16
HUE SHIFT	5%	-17%	-38%	-34%	-22%	1%	2%	21%	10%	-1%	-16%	-22%	-9%	17%	23%	16%
R <sub>f</sub> VALUE	54	53	38	41	39	65	70	68	76	79	60	66	60	59	71	64

**SpecFlex** | **AFSD36 Wet Location Series**  
 Architectural Strip Lighting | RGB, 36 LEDs per foot

**PHOTOMETRICS**

**AFSD36-4RGB-7 BLUE ONLY: 24V Wet Location SpecFlex RGB Strip Light**

4W/Ft, 36LEDs/Ft, 1-Foot Strip

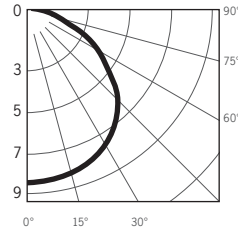
LM-63 Test No. G22052608; LM-79 Test No. S24011501

Fixture Delivered Lumens: 26  
 Total Watts@24V: 1.5  
 Lumens Per Watt: 17.3  
 Center Beam Candle Power: 8  
 Beam Distribution: 115°  
 Spacing Criterion: 1.33

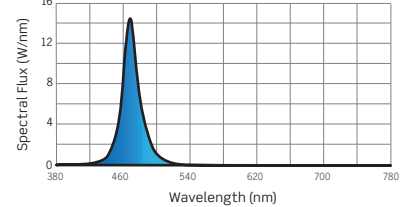
**Intensity Distribution**

DISTANCE (FT.)	FOOTCANDLES (FC)	BEAM DIA. (FT.)
2 FT	2.1	6.3
4 FT	0.5	12.6
6 FT	0.2	18.9
8 FT	0.1	25.2
10 FT	0.1	31.4
12 FT	0.1	37.7

**Candela Curve**



**Spectral Power Distribution Chart<sup>1</sup>**



**AFSD36-4RGB-7 GREEN ONLY: 24V Wet Location SpecFlex RGB Strip Light**

4W/Ft, 36LEDs/Ft, 1-Foot Strip

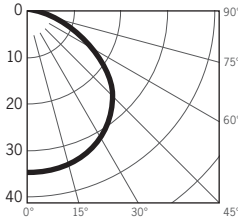
LM-63 Test No. G22052607; LM-79 Test No. S24011602

Fixture Delivered Lumens: 107.4  
 Total Watts@24V: 1.5  
 Lumens Per Watt: 71.6  
 Center Beam Candle Power: 35  
 Beam Distribution: 116°  
 Spacing Criterion: 1.34

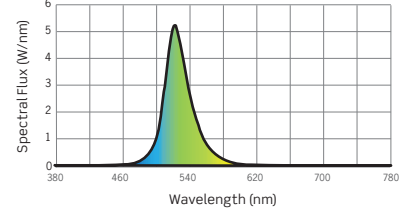
**Intensity Distribution**

DISTANCE (FT.)	FOOTCANDLES (FC)	BEAM DIA. (FT.)
2 FT	8.7	6.4
4 FT	2.2	12.8
6 FT	1.0	19.2
8 FT	0.5	25.6
10 FT	0.3	32.0
12 FT	0.2	38.4

**Candela Curve**



**Spectral Power Distribution Chart<sup>1</sup>**



**AFSD36-4RGB-7 RED ONLY: 24V Wet Location SpecFlex RGB Strip Light**

4W/Ft, 36LEDs/Ft, 1-Foot Strip

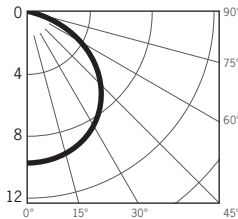
LM-63 Test No. G22052606; LM-79 Test No. S24011603

Fixture Delivered Lumens: 27.9  
 Total Watts@24V: 1.5  
 Lumens Per Watt: 18.6  
 Center Beam Candle Power: 10  
 Beam Distribution: 112°  
 Spacing Criterion: 1.27

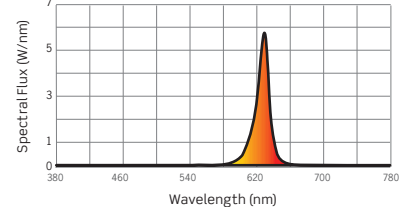
**Intensity Distribution**

DISTANCE (FT.)	FOOTCANDLES (FC)	BEAM DIA. (FT.)
2 FT	2.5	6.0
4 FT	0.6	12.0
6 FT	0.3	18.0
8 FT	0.2	24.0
10 FT	0.1	30.0
12 FT	0.1	36.0

**Candela Curve**



**Spectral Power Distribution Chart<sup>1</sup>**



1. Colors Present within the Light Source