

**SpecFlex** | **AFSD58 Wet Location Series**  
Architectural Strip Lighting | RGBW, 58 LEDs per foot



IP67 Wet Location Rated 24V Architectural Flex Strip, RGBW, 58 LEDs per foot

This series offers a dynamic color output using individual RGB (Red, Green, and Blue) diodes in each LED plus one (1) White LED in 2700K or 3000K. Designed for reliable performance in wet location environments. Ideal for indoor and outdoor wet location applications including handrail and step lighting, building, display, and landscape accent lighting.

**FEATURES**

- IP67 Wet Location Rated
- Medium Density: 58 LEDs per foot
- One (1) Wattage/Lumen options
- 95+ CRI and <5 SDCM ensures excellent color rendering and consistency
- Full Reels or Factory Cut into Custom Lengths
- Low power consumption with consistent, stable performance
- Wide range of Non-dimming LED Drivers, Controllers, Mounting Channels, and Lenses
- Declare Listed
- Complete System is cCSAus Listed to UL and CSA Standards



SERIES	AFSD58-7RGBW			
WATTAGE	7W/Ft			
LUMEN OUTPUT <sup>1</sup>	327Lm/Ft			
EFFICACY <sup>1</sup>	48Lm/W			
COLOR	White	Red	Green	Blue
WAVELENGTH	N/A	620-625nm	525-535nm	465-470nm
LUMEN OUTPUT PER COLOR	146Lm/Ft	32Lm/Ft	115Lm/Ft	28Lm/Ft
MAX RUN LENGTH	16.4ft			
LED DENSITY	58 LEDs/Ft			
CUT INCREMENT	2.46-Inches (62.5mm), Field Cuttable			
STRIP LIGHT WIDTH	0.57-Inches (14.5mm)			
MOUNTING	3M™ VHB Double Sided Tape / Channels & Clips			
COLOR TEMPERATURE	RGB+2700K, RGB+3000K			
CRI	95+, R9>84 (White LED)			
COLOR CONSISTENCY	<5 SDCM (White LED)			
OPERATING VOLTAGE	24V DC			
OPERATING TEMP.	-25° to 40°C (-13° to 104°F)			
LIFE RATING	50,000 Hours @ 70% Lumen Maintenance			
<b>LISTINGS</b>	cCSAus Listed to UL and CSA Standards IP67 Rated; Suitable for Wet Locations Declare Listed RoHS Compliant For use with Class 2 LED Drivers only			
<b>WARRANTY</b>	Five (5) year replacement after date of purchase when installed within Mounting Channel Three (3) year replacement after date of purchase when installed without Mounting Channel			

1. Approximate lumen output based on 3000K with all channels full on; see photometric test results for additional information

**SpecFlex**  
Architectural Strip Lighting

**AFSD58 Wet Location Series**

RGBW, 58 LEDs per foot

**ORDERING INFORMATION**

**FULL REELS**

- Full Reels are available in Max Run Length for each available Wattage
- Each Reel has a 72-inch Plenum Rated Cable Power Lead soldered to the start of the length
- Additional lengths of Plenum Cable available (ordered separately)
- If field cut, use the included Silicone Endcaps with Silicone Sealant (TLAOSG) to re-seal the Strip Light
- Silicone Sealant (TLAOSG) and Plenum Rated Cable (CMP-5C) ordered separately; see Page 5 for details

Example Order: AFSD58-7RGBW30K-7-R

Series	CCT <sup>1</sup> /CRI	Location	Illuminated Length
<b>AFSD58-7RGBW</b> RGBW Dynamic Color: 58LEDs/Ft, 7W/Ft	95+ CRI <b>27K</b> RGB + 2700K <b>30K</b> RGB + 3000K	<b>7</b> IP67 Wet Location	<b>R</b> Full Reel with 72-inch Power lead 7W/Ft: 16.4Ft Reel


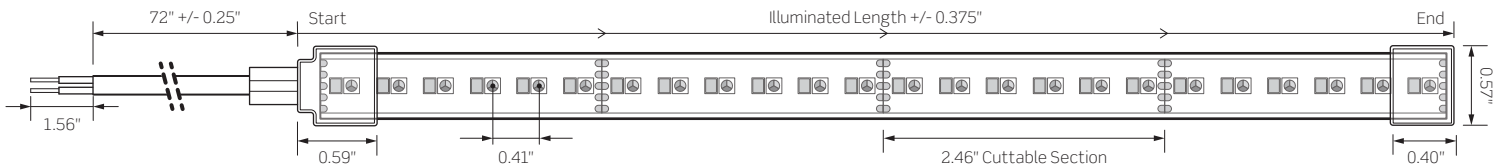
**CUSTOM LENGTHS**

- Custom Lengths cannot exceed the Maximum Run Length for the specified Wattage; see Max Run Length table on page 10 for details
- Custom Lengths are factory sealed and bonded with specified Start of and End of Run Terminations
- If No Termination (NT) is specified for the End Termination, the end of the Strip Light will be sealed with an Endcap
- Allow additional lead time for Custom Lengths
- Custom Lengths are made-to-order and are not returnable; approved Submittal Sheets are required before processing the order

Example Order: AFSD58-7RGBW30K-7-S-NT-C188

Series	CCT <sup>1</sup> /CRI	Location	Start Termination	End Termination	Custom Length
<b>AFSD58-7RGBW</b> RGBW Dynamic Color: 58LEDs/Ft, 7W/Ft	95+ CRI <b>27K</b> RGB + 2700K <b>30K</b> RGB + 3000K	<b>7</b> IP67 Wet Location	<b>S<sup>2</sup></b> 72-inch Soldered Lead Wires <b>SXXX<sup>2</sup></b> Custom Length Soldered Lead Wires	<b>NT</b> No Termination <b>S<sup>2</sup></b> 72-inch Soldered Lead Wires <b>SXXX<sup>2</sup></b> Custom Length Soldered Lead Wires	<b>CXXX</b> Custom Length Desired length is specified in inches i.e. if the desired length is 15 Ft.-8-Inches or 188-inches total, enter C188 AFSD58 Series has a cut increment of 2.46-inches, illuminated length will be rounded down to nearest cut increment

1. Consult factory for additional CCT options; allow additional lead time for special request CCTs
2. All Lead Wires come sheathed in a Plenum Rated Cable rated to 90°C minimum; specify Custom Length Lead Wires in inches; max length: 120-inches



**SpecFlex**  
Architectural Strip Lighting

**AFSD58 Wet Location Series**

RGBW, 58 LEDs per foot

**24V MOUNTING CHANNELS AND ACCESSORIES**

**ALUMINUM MOUNTING CHANNEL**

- Provides excellent heat sinking and protection to the LEDs while ensuring a clean, straight run
- Anodized Satin Aluminum Channel
- All Channels and Accessories are Declare Listed

**CHANNEL MOUNTING CLIPS**

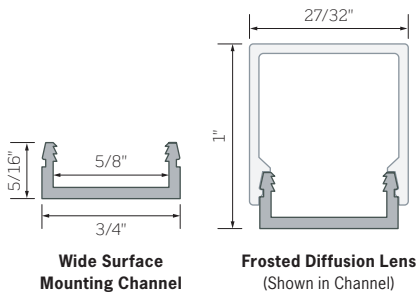
- Stainless Steel
- 24-Inches between clips recommended for most applications

**CHANNEL ENDCAPS**

- Creates a clean finish to the Mounting Channel
- ABS Grey Plastic
- Endcaps are ordered individually; one (1) solid Endcap and one (1) open Endcap (with Slot) is recommended
- Use Endcaps with Slots for Power Feed

Channel, Lens, Endcaps, and Mounting Clips are ordered separately

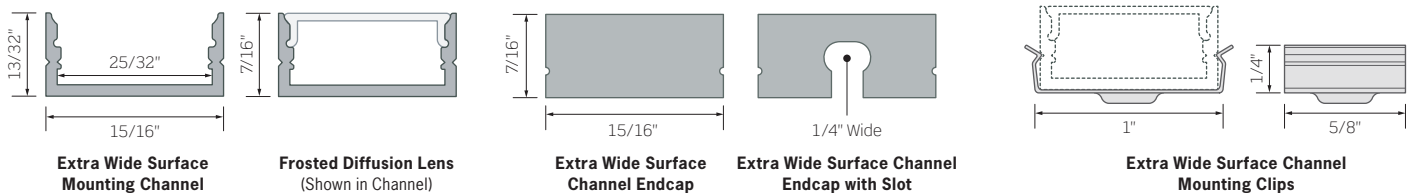
**WIDE SURFACE MOUNTING CHANNEL**



Channel and Lens	
<b>AFEX1508S72-S</b>	6 Ft. Wide Surface Mounting Channel, Aluminum
<b>AFL1572-FR</b>	6 Ft. Wide Surface Channel Diffusion Lens, Frosted No Pixelation with Diffusion Lens

Mounting Clips not available; use 3M™ Double-Sided Adhesive or Screw and Wall Anchor

**EXTRA WIDE SURFACE MOUNTING CHANNEL**



Channel and Lens	
<b>AFEX2011S72-S</b>	6 Ft. Extra Wide Surface Mounting Channel, Aluminum
<b>AFL2072-FR</b>	6 Ft. Extra Wide Surface Channel Diffusion Lens, Frosted; Slight Pixelation with Diffusion Lens

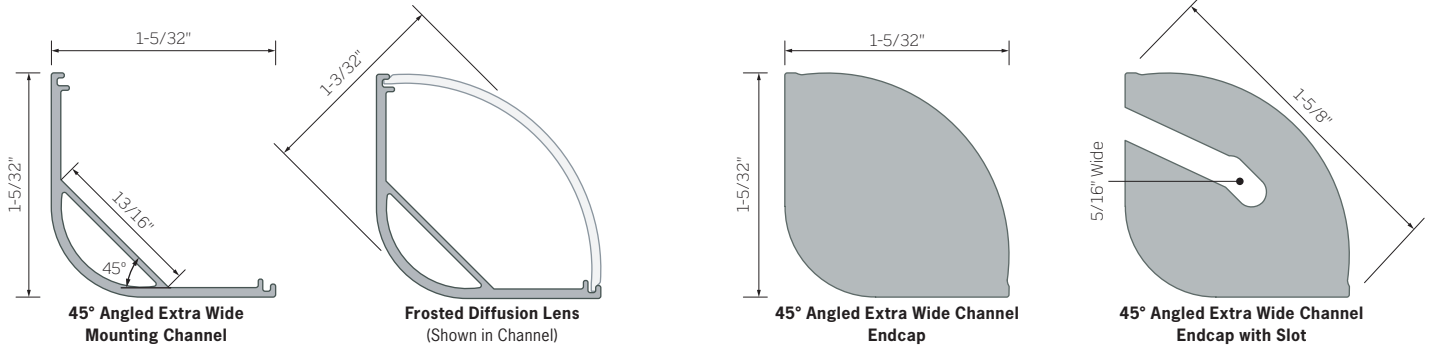
Endcaps	
<b>AFEX2011S-EC</b>	Extra Wide Surface Channel Solid Endcap, Grey
<b>AFEX2011S-ECS</b>	Extra Wide Surface Channel Endcap with Slot, Grey

Mounting Clips	
<b>AFEX2011S-MC4</b>	Four (4) Mounting Clips, Stainless Steel

**SpecFlex** | **AFSD58 Wet Location Series**  
 Architectural Strip Lighting | RGBW, 58 LEDs per foot

**24V MOUNTING CHANNELS AND ACCESSORIES**

**45° ANGLED EXTRA WIDE MOUNTING CHANNEL**

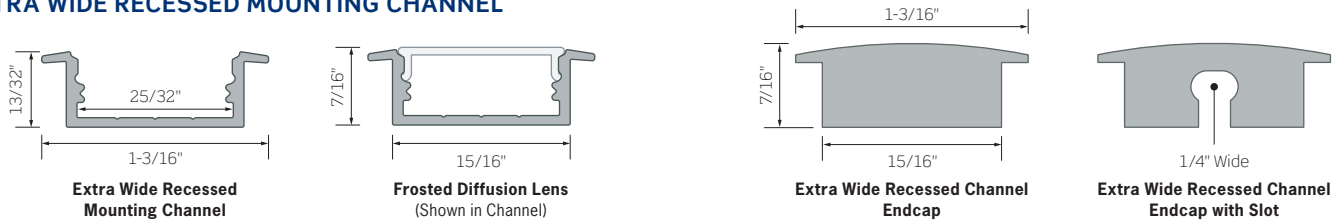


Channel and Lens	
<b>AFEX2030A72-S</b>	6 Ft. 45° Angled Extra Wide Mounting Channel, Aluminum
<b>AFL20A72-FR</b>	6 Ft. 45° Angled Extra Wide Channel Diffusion Lens, Frosted; No Pixelation with Diffusion Lens

Endcaps	
<b>AFEX2030A-EC</b>	45° Angled Extra Wide Channel Solid Endcap, Grey
<b>AFEX2030A-ECS</b>	45° Angled Extra Wide Channel Endcap with Slot, Grey

Mounting Clips not available; use 3M™ Double-Sided Adhesive or Screw and Wall Anchor

**EXTRA WIDE RECESSED MOUNTING CHANNEL**



Channel and Lens	
<b>AFEX2011R72-S</b>	6 Ft. Extra Wide Recessed Mounting Channel, Aluminum
<b>AFL2072-FR</b>	6 Ft. Extra Wide Recessed Channel Diffusion Lens, Frosted; Slight Pixelation with Diffusion Lens

Endcaps	
<b>AFEX2011R-EC</b>	Extra Wide Recessed Channel Solid Endcap, Grey
<b>AFEX2011R-ECS</b>	Extra Wide Recessed Channel Endcap with Slot, Grey

Mounting Clips not available; use 3M™ Double-Sided Adhesive or Screw and Wall Anchor

**SpecFlex**  
Architectural Strip Lighting

**AFSD58 Wet Location Series**

RGBW, 58 LEDs per foot

**24V ACCESSORIES**

**Plenum Rated Cable**

*Five Conductor Plenum Rated Cable*

Model Number			
<b>CMP-5C-10</b>	10Ft	<b>CMP-5C-30</b>	30Ft
<b>CMP-5C-15</b>	15Ft	<b>CMP-5C-50</b>	50Ft
<b>CMP-5C-20</b>	20Ft	<b>CMP-5C-100</b>	100Ft



**Silicone Sealant**

*Wet Location Silicone Sealant*

Model Number	
<b>TLAOSG</b>	Silicone Sealant



**24V CONTROLLERS**

**TLPRTW**

*4-Channel Power Repeater*

- Enables synchronized control of multiple runs from one controller
- Not UL Listed for outdoor use
- Use with Non-dimming LED Drivers

Model Number	
<b>TLPRTW</b>	4-Channel Power Repeater (5-5/16" L x 1-3/4" W x 1-1/8" D)



**TLPRGBWRF**

*RGB/RGBW 28-Key Remote Controller*

- 8-Key RF Remote for color, speed, and brightness control
- Seven (7) programmable scenes
- 20AMP Max
- Use with Non-dimming LED Drivers

Model Number	
<b>TLPRGBWRF</b>	4-Channel Power Repeater (6-7/8" L x 1-3/4" W x 1-3/16" D)



**TLPINT**

*DMX 512 CV Decoder*

- Designed to convert universal DMX 512 signal to PWM signal when used with a DMX 512 console (by others)
- Use with Non-dimming LED Drivers
- Not UL Listed for outdoor use

Model Number	
<b>TLPINT</b>	DMX 512 CV Decoder (6-3/16" L x 3-1/8" W x 1-5/8" D)



**TLPRGBWTC**

*RGB/RGBW Touch Controller*

- Dial Touch Controller, select color by using color wheel
- Speed and brightness control
- Pre-selected modes
- 20AMP Max
- Use with Non-dimming LED Drivers

Model Number	
<b>TLPRGBWTC</b>	RGB/RGBW Touch Controller (6-7/8" L x 1-3/4" W x 1-3/16" D)



**SpecFlex**  
Architectural Strip Lighting

**AFSD58 Wet Location Series**

RGBW, 58 LEDs per foot

**24V HARDWIRE LED DRIVERS**

**TLP24VHW Series**

*Hardwire Constant Voltage Driver*

- 120VAC Input / 24VDC Output
- Includes stripped and tinned wire pigtails on the input and output sides
- 1 Foot Wire Leads
- Class 2 Recognized
- MUST BE MAINTAINED WITHIN AN ENCLOSURE THAT MEETS LOCAL BUILDING CODES AND NEC (SUPPLIED BY OTHERS)

**Model Number**

- TLP24VHW20**  
20W (5-3/4" L x 1-1/2" W x 1-1/4" H)
- TLP24VHW60**  
60W (6-1/3" L x 1-3/4" W x 1-1/4" H)
- TLP24VHW96**  
96W (6-1/8" L x 2-3/8" W x 1-1/2" H)



**TLP24VHW\*MV-ENC Series**

*Hardwire Class 2 Constant Voltage Enclosed Driver*

- 120-277VAC Input / 24VDC Output
- Class 2 Listed Constant Voltage UL Listed Enclosed LED Driver with built-in junction boxes; Wet Location Rated
- Non-dimming LED Driver
- No minimum load requirement. Auto-reset protection for short circuit and over-temperature. Over load protection in CC mode.
- 12-1/8" L x 2-3/8" W x 1-3/8" D

**Model Number**

- TLP24VHW60MV-ENC**  
60W, Non-dimming Driver
- TLP24VHW96MV-ENC**  
96W, Non-dimming Driver



**24V PLUG-IN POWER SUPPLIES**

**TLP24VP Series**

*Plug-and-Play Power Supply*

- 120VAC Input / 24VDC Output
- Includes AC Wall Plug and Female Power Output Barrel Plug for easy installation
- Class 2 Listed

**Model Number**

- TLP24VP36**  
36W (4-1/4" L x 2" W x 1-3/8" H)
- TLP24VP60**  
60W (4-1/2" L x 2" W x 1-3/8" H)
- TLP24VP96**  
96W (6-1/8" L x 2-3/8" W x 1-1/2" H)



**SpecFlex**  
Architectural Strip Lighting

**AFSD58 Wet Location Series**

RGBW, 58 LEDs per foot

**PRODUCT SPECIFICATIONS**

**CONSTRUCTION**

- RGBW Flex Strip: 58 LEDs per foot
- Encased in silicone sleeve, factory sealed and bonded
- Dedicated RGB and White LEDs
- 3-Ounce Copper Construction provides excellent heat dissipation and reduced voltage drop
- Full Reels have 72-inch Soldered Lead sheathed in a Plenum Rated Cable rated to 90°C min

**LEDs**

- Individual RGB (Red, Green, and Blue) diodes in each LED plus one (1) White LED in 2700K or 3000K
- **Color Wavelength Ranges:**  
Red: 620-625nm  
Green: 525-535nm  
Blue: 465-470nm
- **White LED Color Temperature:**  
2700K, 3000K  
Consult factory for additional CCT options
- **White LED CRI:**  
95+, R9 >84
- **White LED Color Consistency:**  
<5 SDCM

**ELECTRICAL**

- **Input Voltage:**  
24VDC
- **Average Power Consumption/Wattage:**  
7W per Foot
- **Ambient Operating Temp:**  
-25° to 40°C (-13° to 104°F)
- System designed and rated for 50,000 hours at 70% lumen maintenance
- Wet Location Rated Non-Dimming Drivers and Controllers ordered separately

**INSTALLATION**

- Includes 3M™ VHB Adhesive Backing for strong adhesion to channels and most smooth surfaces
- IP67 Rated Full Strip Light Reels include silicone mounting brackets and screws for low-profile installations
- If field cut, use the included Silicone Endcaps with Silicone Sealant (TLAOSG) to re-seal the Strip Light
- Wide selection of Aluminum Mounting Channels are available with or without a Lens, Lens sold separately
- Mounting Channels simplify installation and provide a uniform surface for strip adhesion and thermal management
- Channel Endcaps are available to create a finished appearance to the run; open or closed Endcaps are sold separately
- Mounting Clips available in packs of four (4); includes screws and dry-wall anchors for surface mounting, sold separately
- All Mounting Channels are field cuttable

**CERTIFICATIONS**

- cCSAus Listed to UL and CSA Standards
- IP67 Rated, suitable for Wet Locations
- Declare Listed
- RoHS Compliant

**WARRANTY**

- Covered by ConTech's full replacement guarantee after date of purchase:
  - Five (5) year replacement after date of purchase when installed within Mounting Channel
  - Three (3) year replacement after date of purchase when installed without Mounting Channel



**SpecFlex Architectural Striplight**  
**ConTech Lighting**

**Final Assembly:** Northbrook, Illinois, USA  
**Life Expectancy:** 5 Year(s)  
**End of Life Options:** Recyclable (35%), Landfill (65%)

**Ingredients:**  
Aluminum; Copper; Carbonic acid, polymer with 4,4'-(1-methylethylidene)bis[phenol]; Polyvinyl chloride; Vinyl fluoride-Vinylidene fluoride-Chlorotrifluoroethylene copolymer; RTV silicone rubber; Ethylene glycol monomethyl ether; Tin, Organic; Plastiquinone; 1,3-Isobenzofurandione, polymer with 2,5-furandione and 2,2'-oxybis[ethanol]; Gold; Titanium dioxide; Silver; Diethylene Glycol

**Living Building Challenge Criteria:**

**I-13 Red List:**  
 LBC Red List Free      % Disclosed: 100% at 100ppm  
 LBC Red List Approved      VOC Content: Not Applicable  
 Declared

**I-10 Interior Performance:** Not Applicable  
**I-14 Responsible Sourcing:** Not Applicable

CNT-0004  
EXP. 01 JUN 2025  
Original Issue Date: 2024

MANUFACTURER RESPONSIBLE FOR LABEL ACCURACY  
INTERNATIONAL LIVING FUTURE INSTITUTE™ [living-future.org/declare](http://living-future.org/declare)

**SpecFlex** | **AFSD58 Wet Location Series**  
Architectural Strip Lighting | RGBW, 58 LEDs per foot

**PHOTOMETRICS**

**AFSD58-7RGBW30K ALL ON: 24V Wet Location SpecFlex RGBW Strip Light**

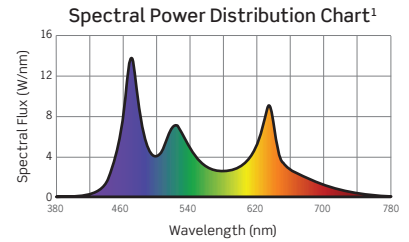
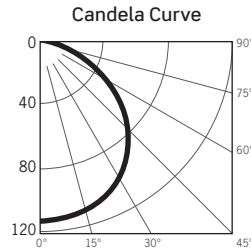
7W/Ft, 58LEDs/Ft, 1-Foot Strip, 95+ CRI

Fixture Delivered Lumens: 326.9  
Total Watts@24V: 7.1  
Lumens Per Watt: 46.7  
Center Beam Candle Power: 114  
Beam Distribution: 111°  
Spacing Criterion: 1.29

LM-63 Test No. G24011602  
LM-79 Test No. S24011601

**Intensity Distribution**

DISTANCE (FT.)	FOOTCANDLES (FC)	BEAM DIA. (FT.)
2 FT	28.5	5.8
4 FT	7.1	11.6
6 FT	3.2	17.4
8 FT	1.8	23.2
10 FT	1.1	29.0
12 FT	0.8	34.8



1. Colors Present within the Light Source

**CCT MULTIPLIERS**

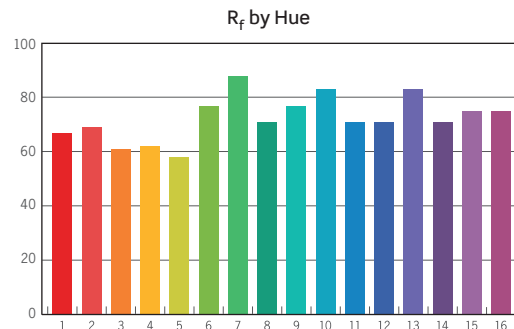
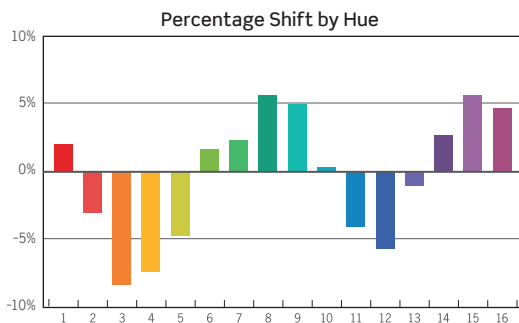
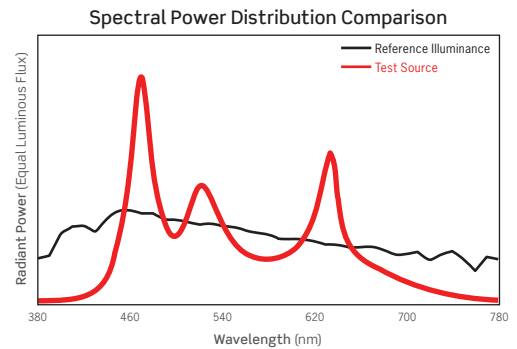
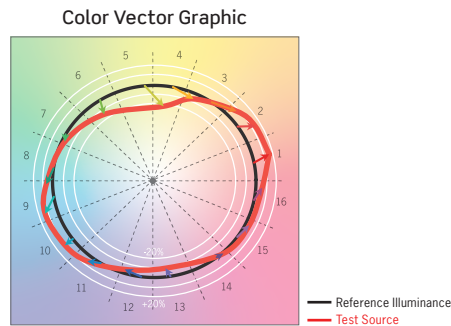
2700K	3000K
0.98	N/A

**AFSD58-7RGBW30K ALL ON TM-30 DATA**

ANSI/IES TM-30-18 Color Rendition Report Test No. S24011601

Colors are for visual orientation purposes only

R <sub>f</sub>	72
R <sub>g</sub>	97
CCT(K)	7150K
D <sub>uv</sub>	0.0063
u'	0.1923
v'	0.4643



HUE BIN	1	2	3	4	5	6	7	8	9	10	11	12	13	14	15	16
HUE SHIFT	6%	-9%	-25%	-22%	-14%	5%	7%	17%	15%	1%	-12%	-17%	-3%	8%	17%	14%
R <sub>f</sub> VALUE	67	69	61	62	58	77	88	71	77	83	71	71	83	71	75	75



**SpecFlex**  
Architectural Strip Lighting

**AFSD58 Wet Location Series**

RGBW, 58 LEDs per foot

**PHOTOMETRICS**

**AFSD58-7RGBW RED ONLY: 24V Wet Location SpecFlex RGBW Strip Light**

7W/Ft, 58LEDs/Ft, 1-Foot Strip

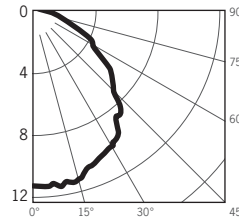
LM-63 Test No. G23092108; LM-79 Test No. S23092203

Fixture Delivered Lumens: 32.2  
Total Watts@24V: 2.6  
Lumens Per Watt: 12.4  
Center Beam Candle Power: 11  
Beam Distribution: 108°  
Spacing Criterion: 1.31

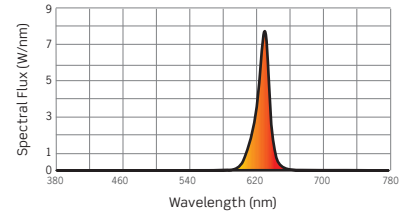
**Intensity Distribution**

DISTANCE (FT.)	FOOTCANDLES (FC)	BEAM DIA. (FT.)
2 FT	2.8	5.6
4 FT	0.7	11.1
6 FT	0.3	16.6
8 FT	0.2	22.2
10 FT	0.1	27.7
12 FT	0.1	33.3

**Candela Curve**



**Spectral Power Distribution Chart<sup>1</sup>**



**AFSD58-7RGBW GREEN ONLY: 24V Dry Location SpecFlex RGBW Strip Light**

7W/Ft, 58LEDs/Ft, 1-Foot Strip

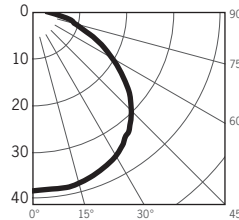
LM-63 Test No. G23101905; LM-79 Test No. S23092204

Fixture Delivered Lumens: 114.9  
Total Watts@24V: 1.7  
Lumens Per Watt: 67.6  
Center Beam Candle Power: 39  
Beam Distribution: 113°  
Spacing Criterion: 1.32

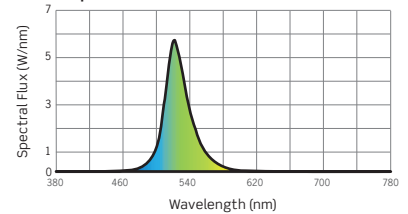
**Intensity Distribution**

DISTANCE (FT.)	FOOTCANDLES (FC)	BEAM DIA. (FT.)
2 FT	9.7	6.1
4 FT	2.4	12.1
6 FT	1.1	18.1
8 FT	0.6	24.2
10 FT	0.4	30.2
12 FT	0.3	36.3

**Candela Curve**



**Spectral Power Distribution Chart<sup>1</sup>**



**AFSD58-7RGBW BLUE ONLY: 24V Wet Location SpecFlex RGBW Strip Light**

7W/Ft, 58LEDs/Ft, 1-Foot Strip

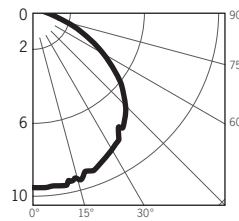
LM-63 Test No. G23092110; LM-79 Test No. S23101701

Fixture Delivered Lumens: 28.5  
Total Watts@24V: 2.7  
Lumens Per Watt: 10.5  
Center Beam Candle Power: 10  
Beam Distribution: 113°  
Spacing Criterion: 1.31

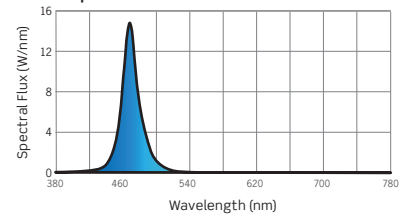
**Intensity Distribution**

DISTANCE (FT.)	FOOTCANDLES (FC)	BEAM DIA. (FT.)
2 FT	2.4	6.0
4 FT	0.6	12.1
6 FT	0.3	18.1
8 FT	0.1	24.2
10 FT	0.1	30.2
12 FT	0.1	36.3

**Candela Curve**



**Spectral Power Distribution Chart<sup>1</sup>**



**AFSD58-7RGBW WHITE ONLY: 24V Wet Location SpecFlex RGBW Strip Light**

7W/Ft, 58LEDs/Ft, 1-Foot Strip, 95+ CRI

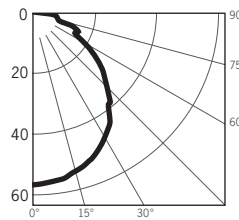
LM-63 Test No. G23092107; LM-79 Test No. S23092206

Fixture Delivered Lumens: 146.2  
Total Watts@24V: 2.9  
Lumens Per Watt: 50.4  
Center Beam Candle Power: 57  
Beam Distribution: 101°  
Spacing Criterion: 1.24

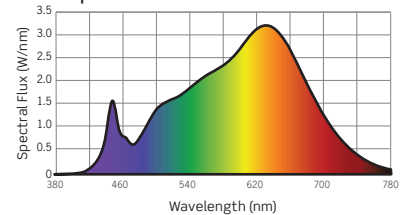
**Intensity Distribution**

DISTANCE (FT.)	FOOTCANDLES (FC)	BEAM DIA. (FT.)
2 FT	14.2	4.9
4 FT	3.5	9.7
6 FT	1.6	14.6
8 FT	0.9	19.5
10 FT	0.6	24.3
12 FT	0.4	29.2

**Candela Curve**



**Spectral Power Distribution Chart<sup>1</sup>**



1. Colors Present within the Light Source

# SpecFlex AFSD58 Wet Location Series

Architectural Strip Lighting | RGBW, 58 LEDs per foot

## DIMMING SPECIFICATIONS LED Drivers have been tested with the following Dimmer Models:

### TRIAC (LEADING EDGE) DIMMING

Manufacturer	Product	Model
Leviton	SureSlide	6672, 6674, 6674N, 66DF
	Decora Smart	D26HD, D2MSD, DN6HD
	Decora Digital	DDL06-1, DDM06, DDL06-1, DDMX1
	Decora Slide	DSL06, DSM10
	Illumatech	IPL06
	Trimatron Rotary	RDL06, RNL06
	Toggle Slide	TSL06, TSM10
Lutron	Caseta	PD-6WCL
	Diva	DVCL-153P
	Lumea	LECL-153P
	Maestro	MACL-153M
	Skylark	SCL-153P
	Toggler	TGCL-153P

### ELV (TRAILING EDGE) DIMMING

Manufacturer	Product	Model
Leviton	Decora Digital	DDE06
Lutron	Diva	DVELV-300P-WH
	Skylark	SELV-300P-WH

### 0-10V DIMMING

Manufacturer	Product	Model
Leviton	IllumaTech	IP710-DLX, IP710-LFZ
Lutron	Diva	DVSCSTV, DVSCSTV, DVSTV, DDTV, DDTV-WH

- Testing has been performed on these Dimmers, but this does not imply any warranty of compatibility
- Dimming performance can be influenced by different Loads, as well as variations in Dimmer Switches within the same Model
- Dimmer Maximum Load Rating with LED may differ from published Traditional Source Dimmer Ratings; consult manufacturer for maximum dimmer information
- Consult factory for additional dimming information

## MAX RUN LENGTH

INPUT = 24VDC

LED Driver	AFSD58-7RGBW
Wattage	Max Run Length
20W	2 FT
36W	4 FT
60W	8 FT
96W	16 FT

- Max Run refers to the total single run of Strip Light that can go on a Driver
- Max Run Lengths are calculated with 24V DC at the start of the Strip Light run. Voltage drop may occur if not using proper wire gauge. Refer to the Voltage Drop and Wire Length Distance chart.
- Max Run lengths above are calculated with no more than 30% light loss from the start of the Strip Light run to the end of the Strip Light run for optimal light consistency. If run lengths are extended beyond the recommended lengths noted above, there will be inconsistent light output and voltage drop.
- Overall distance of Strip Light under load (lit length). If exceeded, damage to the Driver and Strip Light may result.

## VOLTAGE DROP AND WIRE LENGTH DISTANCE

3% VOLTAGE DROP

Wire Gauge	20W	30W	36W	60W	96W
22 AWG	27 FT	18 FT	15 FT	9 FT	5 FT
20 AWG	43 FT	28 FT	24 FT	14 FT	9 FT
18 AWG	68 FT	45 FT	38 FT	23 FT	14 FT
16 AWG	109 FT	72 FT	60 FT	36 FT	23 FT
14 AWG	174 FT	115 FT	95 FT	57 FT	36 FT
12 AWG	272 FT	181 FT	151 FT	90 FT	57 FT
10 AWG	432 FT	288 FT	240 FT	144 FT	90 FT

The Voltage Drop/Wire Length Distance Chart provides general guidelines for determining wire gauge based on total load and distance from the Driver to the beginning of the Strip Light run.